

# Intergenerational Poverty Project

*Quantitative Online Survey Report*

November 27, 2018



PEOPLE THAT MATTER MOST TO YOUR SUCCESS WE HELP YOU  
MOTIVATE AND PERSUADE THE  
HEARTS AND MINDS OF THE PEOPLE THAT  
MATTER MOST TO YOUR SUCCESS WE HELP YOU  
MOTIVATE AND PERSUADE THE HEARTS AND M  
OF THE PEOPLE THAT MATTER MOST TO YOUR

# Table of Contents

Background	3
Methodology	4
Executive Summary	5
Current Situation	10
Dreams, Successes, Challenges	23
Self Sufficiency	36
Mentors	45
Makeup of the Home	51
Free Time	57
Demographic Data	59

# Background

Intergenerational poverty (IGP) is welfare dependency that continues from one generation to the next and has become a growing challenge to the social and economic health of families and communities.

The war on poverty has been an adult-centric effort. Programs designed to relieve situational poverty have focused on parents and adults and have failed to reduce or stop poverty in future generations. The war to break the cycle of welfare dependency must be waged differently. Growing evidence suggests the war on IGP must be child-centric and focus on the children living in IGP. Poverty relief and breaking the cycle of welfare dependency are distinctly different issues.

The Georgia Center for Opportunity, and other organizations, have developed some understanding of IGP from the top down and across stakeholder networks. IGP is very different than situational poverty and it requires extraordinary solutions. The first step is to understand this population more intimately. Aggregate data and aggregate solutions will not effectively assist IGP children and their families. We need to understand children and families living in intergenerational poverty intimately. Importantly, government and private poverty relief agencies are not providing (and, for several reasons, cannot provide) the deeper research needed. While a top priority for state policy makers, IGP will never be successfully addressed without more understanding leading to more direct interventions.

This research is based on the assumption that deeper insights into how families understand and perceive their situation (challenges, barriers, motivations, values, etc.) will guide development of more effective solutions and policies.

# Methodology

## AUDIENCE

### PHASE 1\*: Illumination Lab

- Parent-child pairs who struggle with poverty and specifically where the parents grew up in households with similar challenges.



**IGP Parents**  
n=21



**IGP Teens (12-18)**  
n=20

### PHASE 2:

- **IGP Survey:** Parents 19+ and Teens 12-18 living in Intergenerational Poverty.
- **Omnibus survey:** Teens 13-17 years old



**IGP Parents**  
n=703



**IGP Teens (12-18)**  
n=300



**Teens (13-17)**  
n=502

## MODE

**PHASE 1\*:** Illumination Lab



**PHASE 2:** Online Survey



## DATES

### PHASE 1\*:

- **Illumination Lab:**
  - Teen session: July 10<sup>th</sup>, 6:00 PM EDT
  - Parent session: July 10<sup>th</sup>, 8:00 PM EDT

### PHASE 2:

- **IGP Survey:** Sept. 20-Oct. 2, 2018
- **Omnibus survey:** Nov. 13 - 18, 2018



## LENGTH

### PHASE 1\*:

- **Illumination Lab:** 90 min

### PHASE 2:

- **IGP Survey:** 18 minutes
- **Omnibus survey:** 5 minutes



## GEOGRAPHY

### PHASE 1\*:

- Georgia: 9 pairs
- Utah: 12 pairs

### PHASE 2:

- Nationally representative based on Census regions

*\*Phase 1 – This was a qualitative phase that helped to inform and refine the Phase 2 quantitative research.*

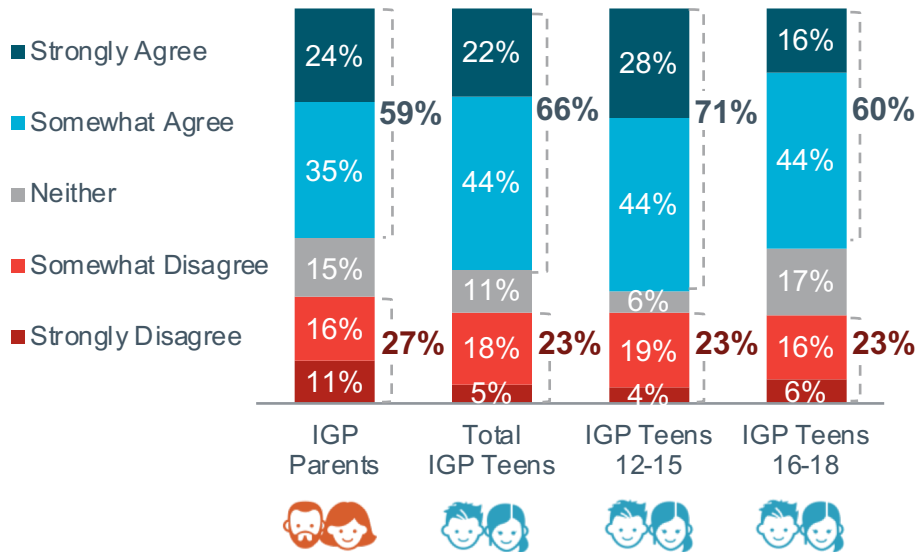
*Note: Parents were asked about the behavior of their teens – not themselves. See slide footers for exact question wording.*

# CURRENT SITUATION

SS WE HELP YOU **MOTIVATE AND PERSUADE** T  
THE HEARTS AND MINDS OF THE PEOPLE THAT  
MATTER MOST TO YOUR SUCCESS WE HELP YO

# Perception of IGP Families: “My family is on solid footing”

**Agree/Disagree:** *My family is on solid footing—we have what we need and everyone and everything is doing ok.*



## Agree: On Solid Footing

	IGP Parents	IGP Teens 12-18
Culture of Dependency (Believe Important and Challenging to qualify for Public Aid)	66%	-
Any abuse in HH at least once a week	57%	65%
Anyone in HH had/ fathered a child before the age of 21	57%	64%
Any Utility Turned Off	55%	57%

## What Your Family Needs to Get Back on Solid Footing

### IGP Parents

46% Finance  
28% Employment  
21% Living conditions  
11% Health & Disabilities  
4% Education

### Total IGP Teens

42% Finance  
42% Employment  
19% Health & Disabilities  
17% Living conditions  
3% Education

BASE: IGP Parents (n=703), Total IGP Teens (n=300), IGP Teens 12-15 (n=160), IGP Teens 16-18 (n=140)

Q205. How much do you agree or disagree with the following statement?

BASE: Disagree; IGP Parents (n=187), Total IGP Teens (n=69)

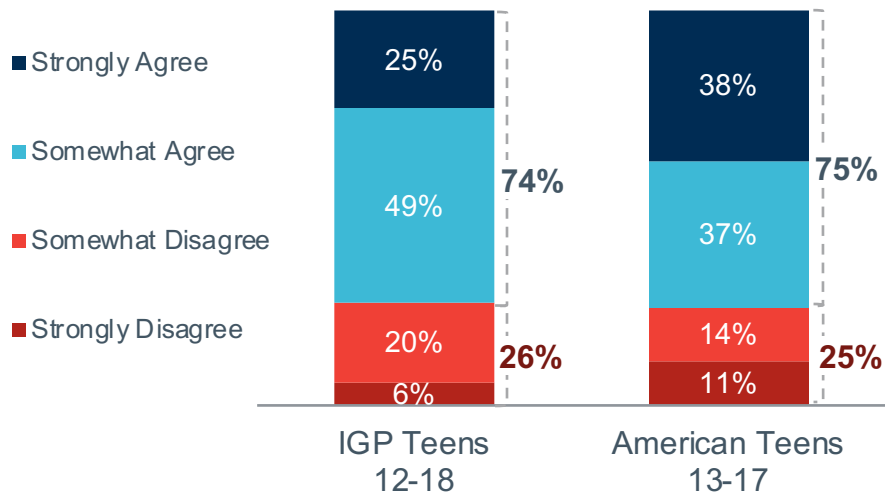
Q208. What do you feel you or your family would need to get back on solid footing where you have what you need and everyone and everything is doing ok?



# Perception of Teens: “My family is on solid footing”



**Agree/Disagree:** *My family is on solid footing—we have what we need and everyone and everything is doing ok.*



*Note: To ensure comparability of the results the question has been re-based:  
- In the IGP survey the option "Neither disagree nor agree" has been eliminated  
- In the Omnibus study the option "Not applicable" has been eliminated*

# Concern about Paying Bills

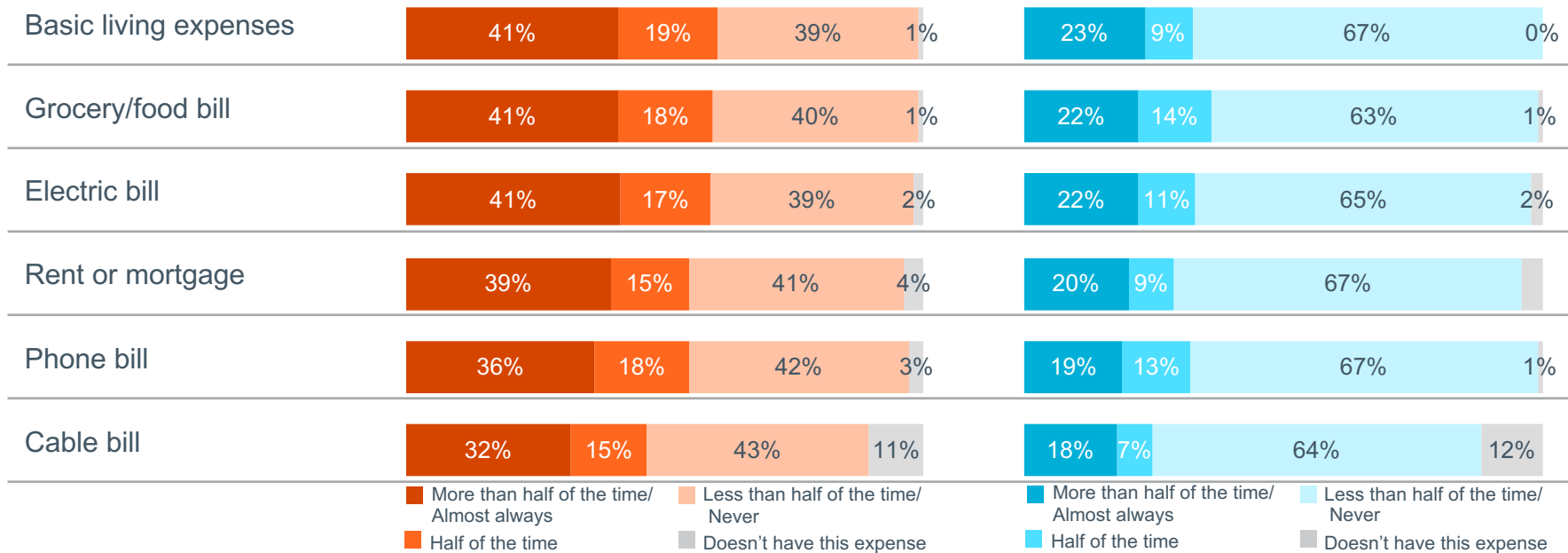
## Worry About Paying Bills



IGP Parents



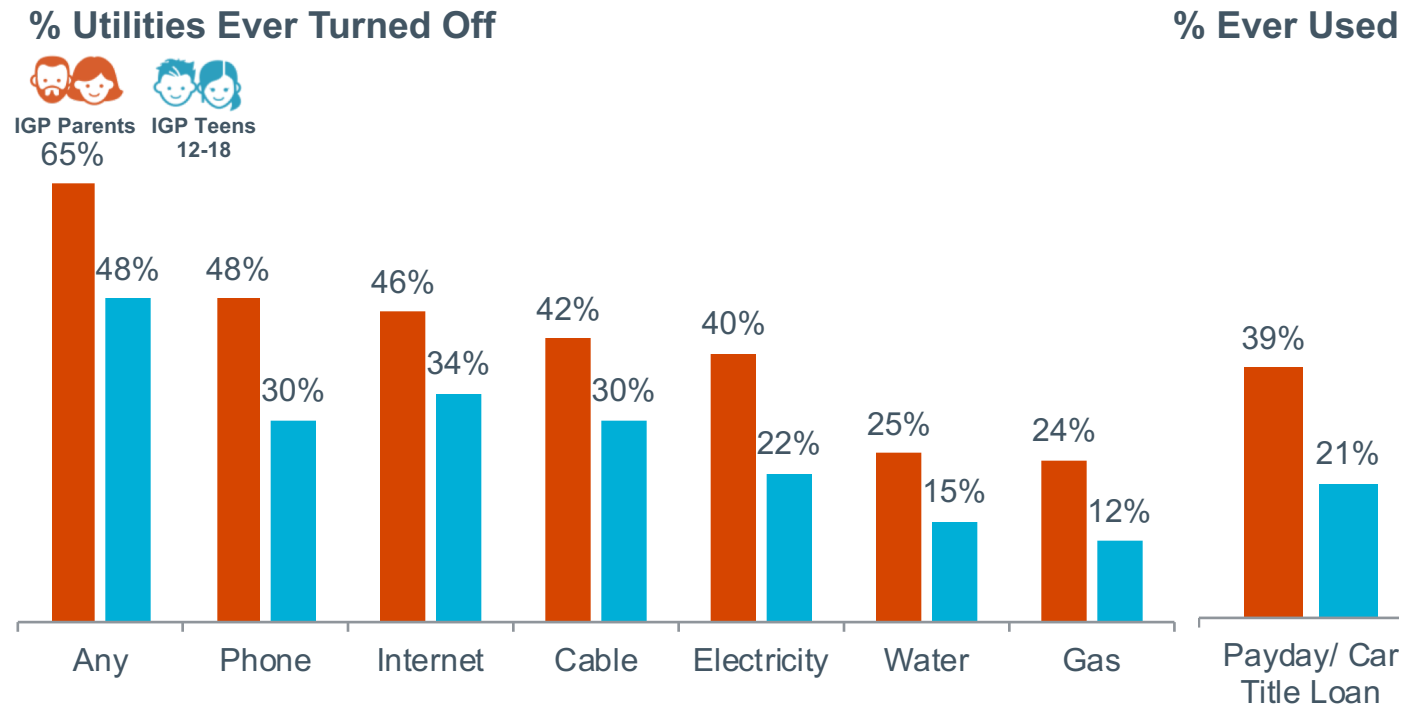
IGP Teens  
12-18







# Utility Shutoff in the Home



BASE: IGP Parents (n=703), IGP Teens 12-18 (n=300)

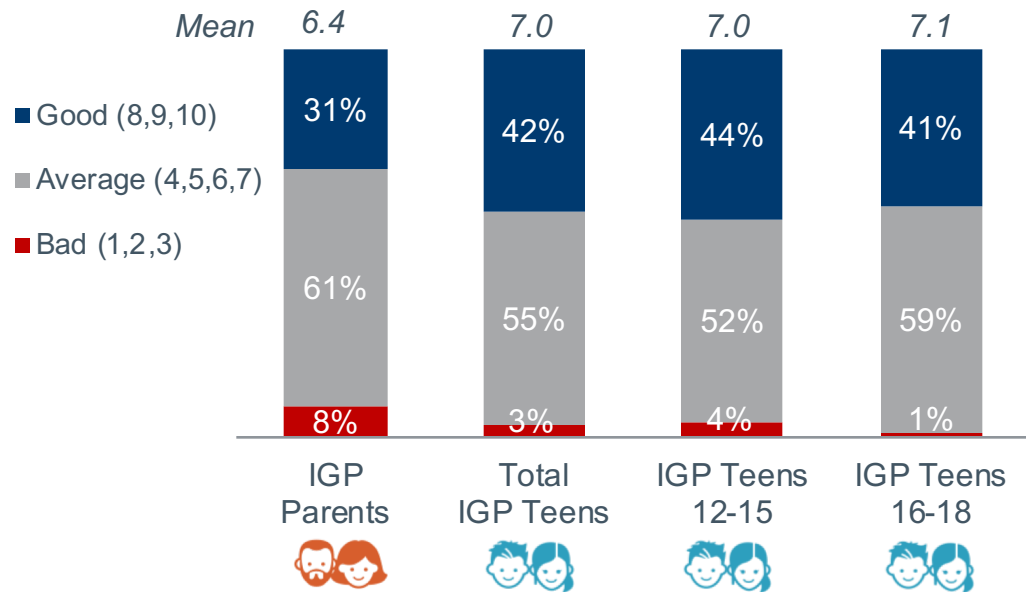
Q515. Has anyone in your household ever used a payday or car title loan lender?

Q525. Have any of the following services ever been turned off at your home?



# Perception of IGP Families: *Overall Situation in Life*

## Rate Overall Situation in Life

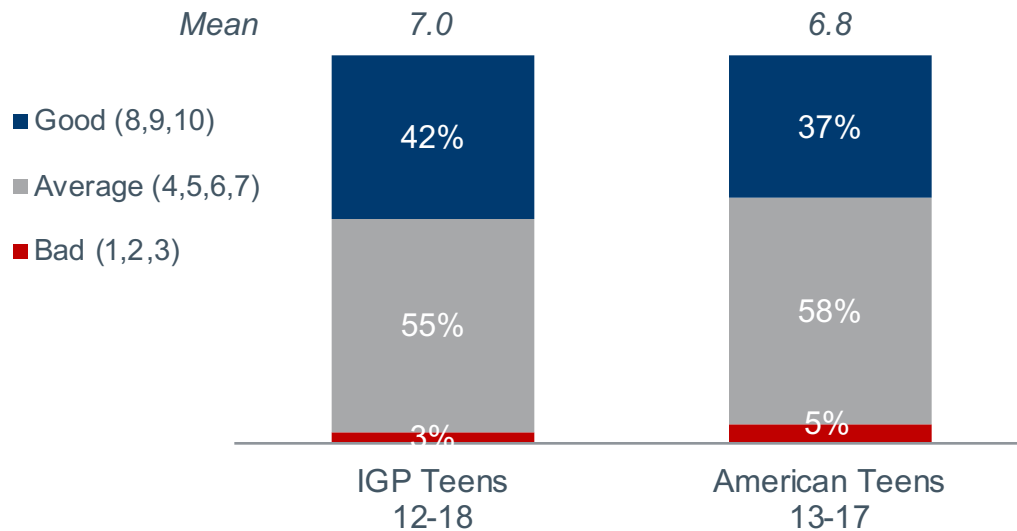


		IGP Parents	IGP Teens 12-18
Any abuse in HH at least once a week	Good	31%	30%
	Average	59%	65%
	Bad	10%	5%
Parents financial situation when they were kids was worse	Good	NA	46%
	Average	NA	52%
	Bad	NA	2%
Parents financial situation when they were kids was similar	Good	NA	39%
	Average	NA	58%
	Bad	NA	3%



# Perception of Teens: *Overall Situation in Life*

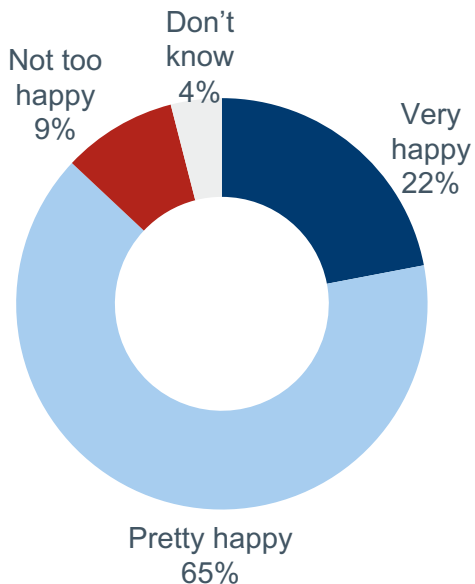
## Rate Overall Situation in Life



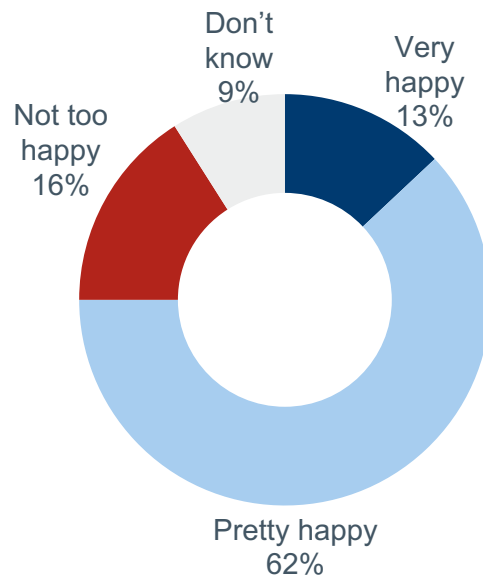
# Perception of Teens: *Happiness*



## Level of Happiness



**IGP Teens  
12-18**



**American Teens  
13-17**

BASE: IGP Teens 12-18 (n=300), American Teens 13-17 (n=502)

Q504. Taken all together, how would you say things are these days – would you say that you are very happy, pretty happy or not too happy?



# Reasons for Current State of Happiness



## Reasons for Current State of Happiness



**22% Very Happy**

- 53% Family
- 30% Feel loved/ supported
- 20% Like life
- 18% Friends
- 12% School/ Teachers
- 9% Basic needs met (food, shelter, clothes)
- 6% Get along with parents
- 5% Learning/ Accomplishments
- 5% Parents are still together
- 5% Goals



**65% Pretty Happy**

- 34% Family
- 22% Feel loved/ supported
- 17% Basic needs met (food, shelter, clothes)
- 17% Friends
- 17% School/ Teachers
- 10% Goals
- 9% Like life
- 9% Learning/ Accomplishments
- 6% Health
- 6% Get along with parents
- 5% Hobbies



**9% Not Too Happy\***

- 36% Debt/ Bills/ Struggle to survive
- 32% Familial stress/ Arguing/ Divorce
- 21% Mental health
- 18% Stress – in general
- 11% Homeless/ Poor living conditions
- 7% School/ Grades

*Note: Only mentions with more than 5% have been included*

*\* Small base*

BASE: IGP Teens 12-18 (n=300)

Q504. Taken all together, how would you say things are these days – would you say that you are very happy, pretty happy or not too happy?

BASE: Very happy (n=66), Pretty happy (n=195), Not too happy (n=28)

Q505. You mentioned that you are INSERT RESPONSE FROM Q504, if you could identify the single biggest reason that you are INSERT RESPONSE FROM Q504, what would that be?

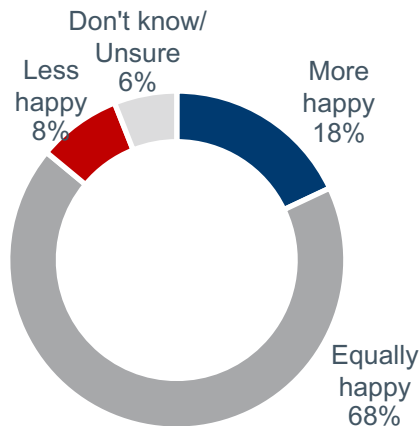


# Perception of IGP Teens: *Happiness Compared to Others*

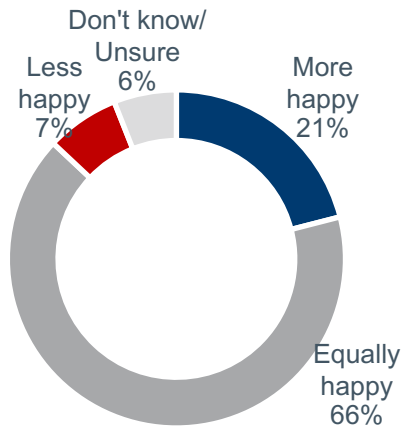


IGP Teens  
12-18

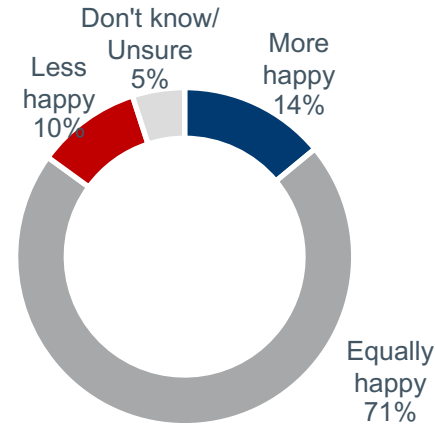
## Happiness Compared to Others



**Total IGP  
Teens**



**IGP Teens  
12-15**

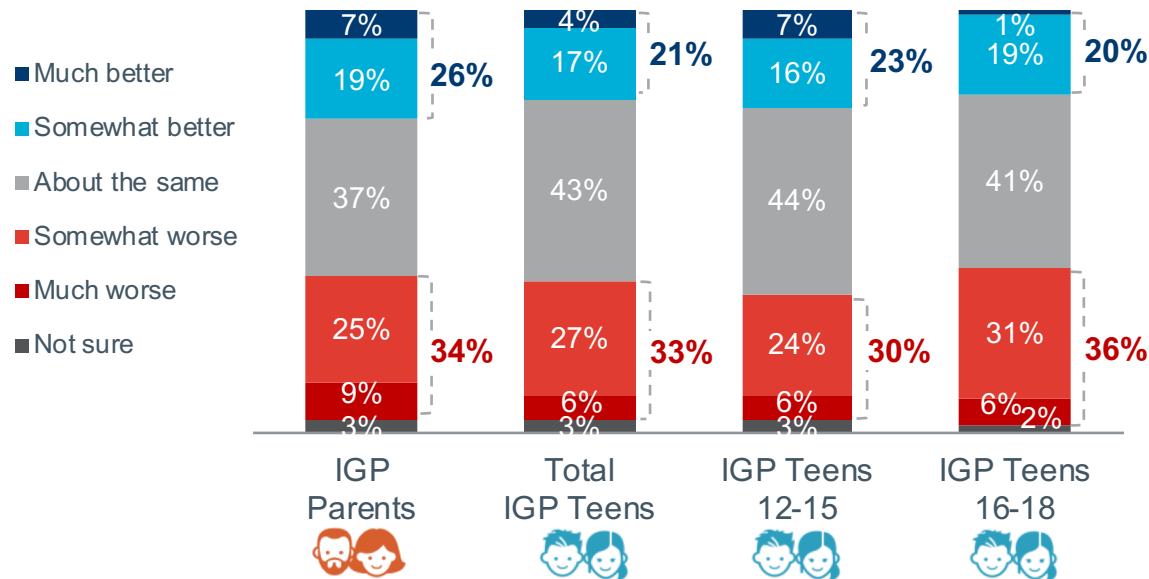


**IGP Teens  
16-18**



# Perception of IGP Families: *Financial Situation Compared to Others*

## Financial Situation Compared to Others



		IGP Parents	IGP Teens 12-18
Any service turned off	Better	24%	14%
	Worse	40%	43%

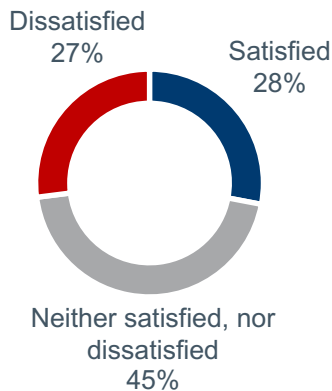


# Perception of IGP Teens: *Satisfaction if Attained Parents' Situation*

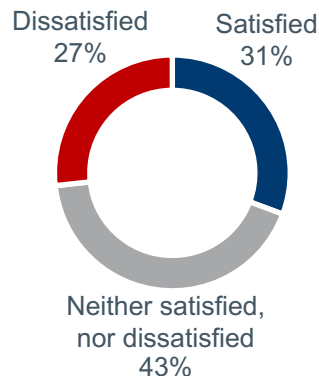


IGP Teens  
12-18

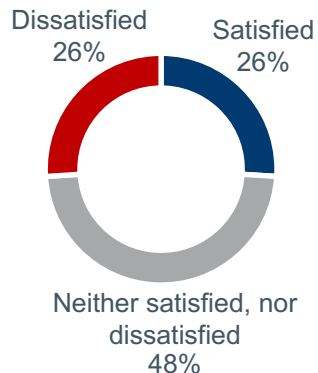
## Would be Satisfied if Attained to Parents' Situation



**Total IGP  
Teens**



**IGP Teens  
12-15**



**IGP Teens  
16-18**

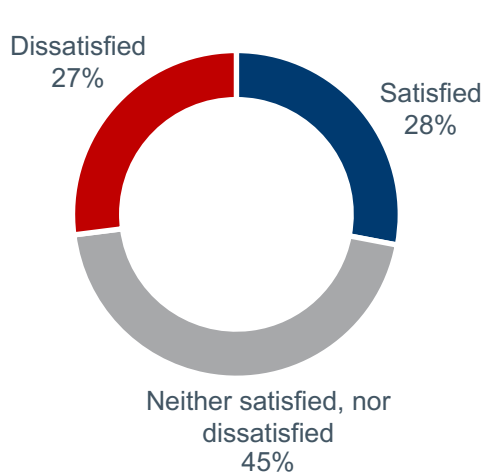
IGP Teens 12-18		
Any abuse in HH at least once a week	<i>Satisfied</i>	23%
	<i>Average</i>	46%
	<i>Dissatisfied</i>	31%
Believe Important to qualify for public assistance	<i>Satisfied</i>	37%
	<i>Average</i>	40%
	<i>Dissatisfied</i>	23%



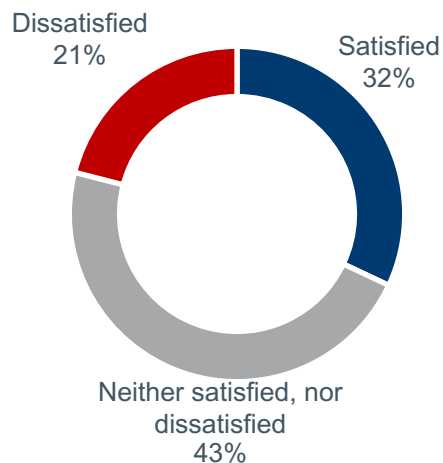


## Perception of Teens: *Satisfaction if Attained Parents' Situation*

### Would be Satisfied if Attained to Parents' Situation



**IGP Teens  
12-18**



**American Teens  
13-17**

# CHALLENGES, SUCCESSES, AND DREAMS

























SS WE HELP YOU **MOTIVATE AND PERSUADE** T  
THE HEARTS AND MINDS OF THE PEOPLE THAT  
MATTER MOST TO YOUR SUCCESS WE HELP YO



# Perception of IGP Families: *Factors Important to Success*

## Important to Success

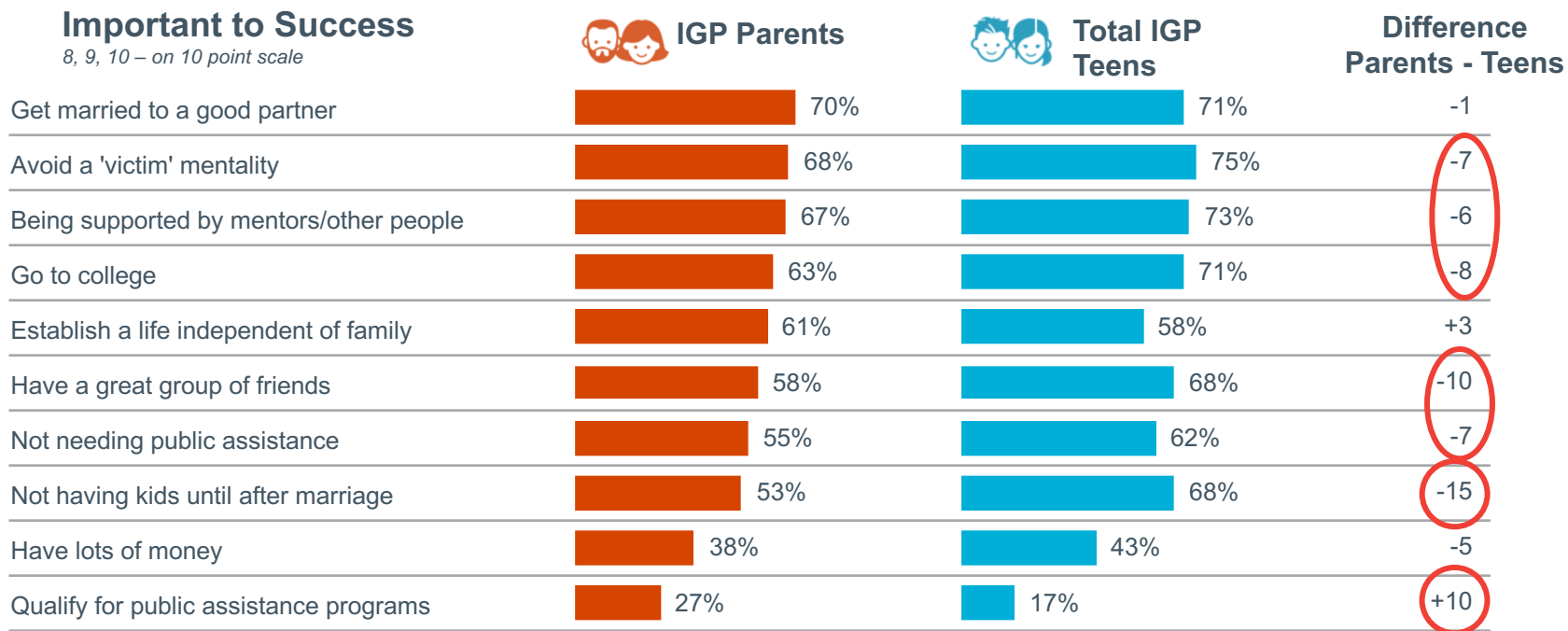
8, 9, 10 – on 10 point scale

	 IGP Parents	 Total IGP Teens	Difference Parents - Teens
Graduate from high school	 80%	 87%	-7
Have a supportive family / home life	 78%	 85%	-7
Avoid the influence of gangs	 77%	 86%	-9
Have a good work ethic	 77%	 84%	-7
Stay away from drugs and alcohol	 77%	 87%	-10
Stay out of the criminal justice system	 76%	 87%	-11
Have a positive attitude / stay motivated	 76%	 81%	-5
Have strong sense of morals and values	 76%	 83%	-7
Handle finances and live within means	 75%	 82%	-7
Get a good job	 74%	 83%	-9
Able to deal with stress and setbacks	 74%	 80%	-6

BASE: IGP Parents (n=703), Total IGP Teens (n=300), IGP Teens 12-15 (n=160), IGP Teens 16-18 (n=140)

Q210. Many different factors can impact how successful young people will be in life. Please rate how important each of the following items are to [your/your child's] long-term success. Be sure to use the full scale to reflect your priorities of what is really important and the things that are less important.

# Perception of IGP Families: *Factors Important to Success*



BASE: IGP Parents (n=703), Total IGP Teens (n=300), IGP Teens 12-15 (n=160), IGP Teens 16-18 (n=140)

























Q210. Many different factors can impact how successful young people will be in life. Please rate how important each of the following items are to [your/your child's] long-term success. Be sure to use the full scale to reflect your priorities of what is really important and the things that are less important.



# Perception of IGP Families: *Factors Challenging to Achieve*

## Personally Challenging

8, 9, 10 – on 10 point scale

	 IGP Parents	 Total IGP Teens 12-18	Difference Parents - Teens
Able to deal with stress and setbacks	 46%	 37%	+9
Get a good job	 45%	 40%	+5
Handle finances and live within means	 45%	 36%	+9
Go to college	 44%	 37%	+7
Get married to a good partner	 43%	 34%	+9
Have a positive attitude/ stay motivated	 41%	 36%	+5
Graduate from high school	 41%	 35%	+6
Have lots of money	 40%	 40%	0
Have a supportive family / home life	 39%	 26%	+13
Have a good work ethic	 39%	 27%	+12
Stay away from drugs and alcohol	 39%	 29%	+10

BASE: IGP Parents (n=703), IGP Teens 12-18 (n=300)

Q215. Different things are challenging to different people. Please rate how big of a challenge you think each one is [for you personally/for your children as they grow up.]



# Perception of IGP Families: *Factors Challenging to Achieve*

## Personally Challenging

8, 9, 10 – on 10 point scale



IGP Parents



Total IGP Teens  
12-18

Difference  
Parents - Teens

Stay out of the criminal justice system	<div><div></div></div> 38%	<div><div></div></div> 26%	+12
Have strong sense of morals and values	<div><div></div></div> 38%	<div><div></div></div> 28%	+10
Avoid the influence of gangs	<div><div></div></div> 38%	<div><div></div></div> 26%	+12
Establish a life independent of family	<div><div></div></div> 38%	<div><div></div></div> 30%	+8
Being supported by mentors / other people	<div><div></div></div> 37%	<div><div></div></div> 26%	+11
Avoid a 'victim' mentality	<div><div></div></div> 36%	<div><div></div></div> 26%	+10
Have a great group of friends	<div><div></div></div> 36%	<div><div></div></div> 27%	+9
Not having kids until after marriage	<div><div></div></div> 35%	<div><div></div></div> 23%	+12
Not needing public assistance	<div><div></div></div> 32%	<div><div></div></div> 24%	+8
Qualify for public assistance programs	<div><div></div></div> 26%	<div><div></div></div> 17%	+9

BASE: IGP Parents (n=703), IGP Teens 12-18 (n=300)

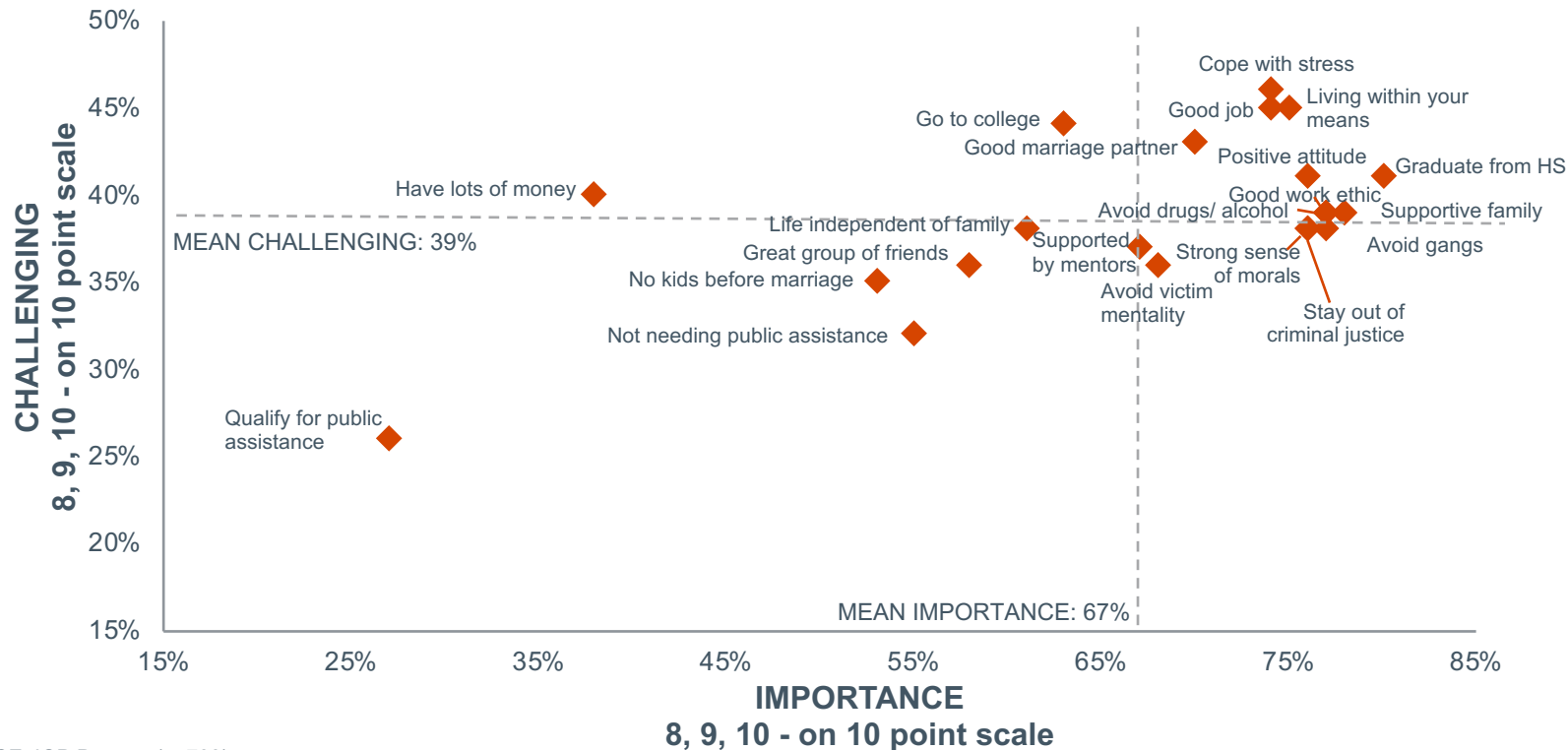
Q215. Different things are challenging to different people. Please rate how big of a challenge you think each one is [for you personally/for your children as they grow up.]



# Success Attributes: Importance vs. Challenging



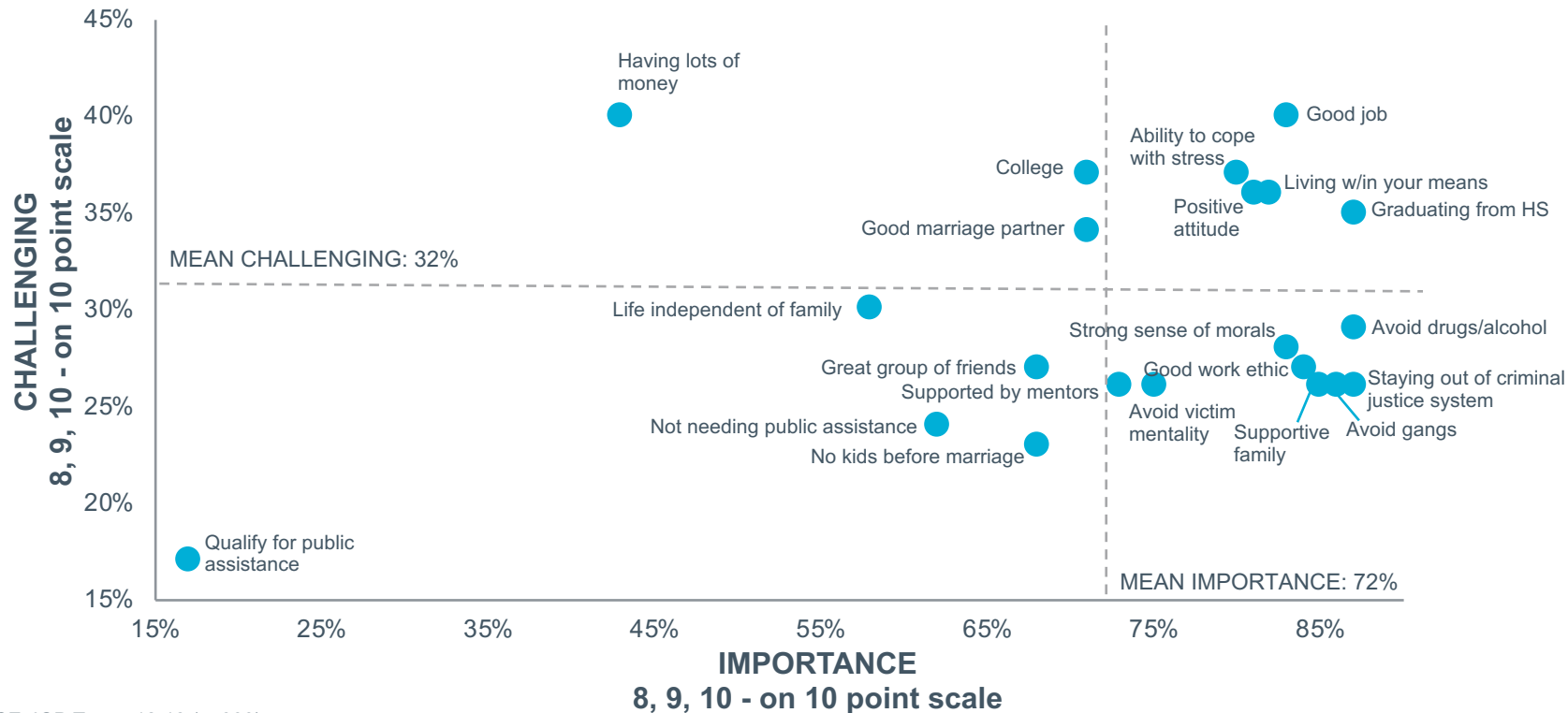
IGP  
Parents



# Success Attributes: Importance vs. Challenging



IGP Teens  
12-18







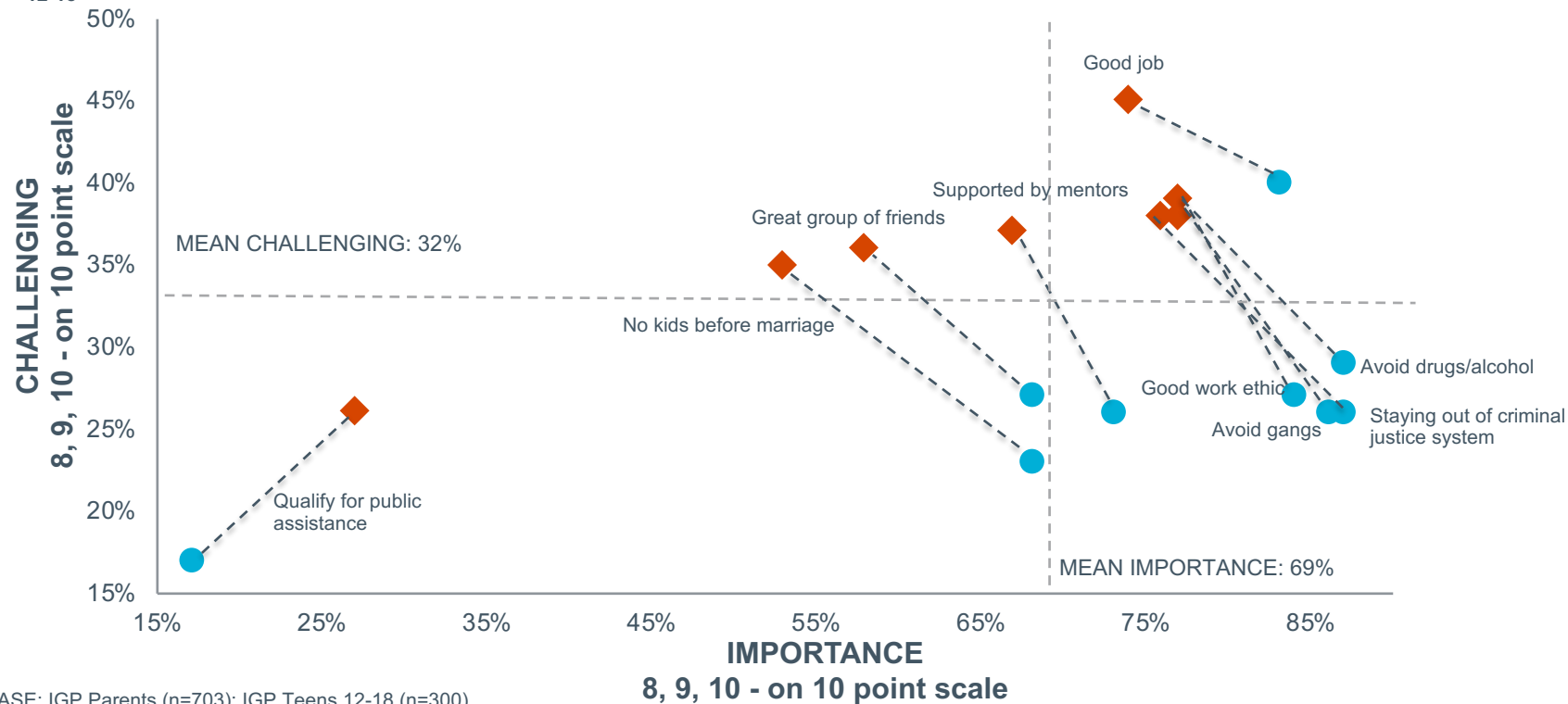
# Success Attributes: Importance vs. Challenging



IGP  
Parents



Total IGP Teens  
12-18





# Perception of IGP Teens: *Feelings of Preparedness*



IGP Teens  
12-18

## How Prepared Do you Feel?

■ Very unprepared ■ Somewhat unprepared ■ Somewhat prepared ■ Very prepared

Staying away from gangs, drugs, and alcohol	<div><div>1%</div><div>3%</div><div>8%</div><div>77%</div></div>	78%	39%	47%	44%	45%	21%	29%	18%
Your current school work	<div><div>2%</div><div>3%</div><div>40%</div><div>49%</div></div>	69%	24%	27%	60%	26%	5%	19%	21%
Having a positive attitude and staying motivated	<div><div>3%</div><div>3%</div><div>45%</div><div>44%</div></div>	75%	34%	42%	43%	38%	20%	30%	19%
Getting a good job	<div><div>4%</div><div>24%</div><div>47%</div><div>26%</div></div>	67%	17%	29%	40%	15%	10%	25%	24%
Being able to deal with stress and setbacks in life	<div><div>3%</div><div>19%</div><div>53%</div><div>24%</div></div>	78%	30%	43%	29%	37%	17%	27%	14%

BASE: IGP Teens 12-18 (n=300)

Q220. How prepared do you feel to handle each of the following?

Q225 Being prepared for challenges in life can sometimes be hard. Who do you think is best able to help you prepare for these challenges? Please select all that apply for you.

# Perception of IGP Families: *Dreams for Teens*



What is your biggest dream for [your children/yourself]?	IGP Parents	IGP Teens 12-18
<b>Personal (Net)</b>	<b>66%</b>	<b>30%</b>
Mind & spirit (happy, strength of character, confidence, good life, meaningful experiences)	35%	5%
Reach their potential / make the most of talent / follow dreams	20%	1%
Successful - General	18%	3%
Health / Physical fitness	7%	1%
Do better than I did	7%	-
Make a difference in the world / help people	3%	12%
Provide for family	2%	7%
<b>Educational (Net)</b>	<b>30%</b>	<b>32%</b>
Higher education / get a degree	21%	15%
Doctoral degree	3%	14%
<b>Financial (Net)</b>	<b>28%</b>	<b>26%</b>
Reliable/Stable income	9%	7%
Not have to struggle with poverty / no anxiety over money	9%	3%
Independent / self-sufficient	6%	3%
Home ownership	3%	7%
<b>Occupational (Net)</b>	<b>28%</b>	<b>75%</b>
Enjoyable / Good job	15%	4%
Dream job	9%	69%

*Note: Only mentions with more than 5% have been included*

BASE: IGP Parents (n=703), IGP Teens 12-18 (n=300)

Q200. In a couple of sentences, please describe what is your biggest dream for your [children/yourself] when [they/you] grow up? What do you hope [they/you] will be able to do or become?



# Dream Job

## *In their own words ...*



IGP Teens  
12-18

*"I want to be an author and illustrator when I grow up. I hope to write and illustrate books and make a good living."*

- Teen, 12-15 years old

*"My biggest dream is to become an NBA basket ball player, so I can take care of my family where they are not struggling from pay check to pay check."*

- Teen, 16-18 years old

*"I hope to become a homicide detective. I will go to college because my mom says it is necessary to have a degree. I hope to be financially secure and not struggle to pay my bills like my parents do."*

- Teen, 12-15 years old

*"I hope to be a pharmacist. I always love to help people when I can. I see myself as a caring and selfless person."*

- Teen, 12-15 years old

*"I want to be a photographer. Doesn't matter what kind but I love taking photos of many things."*

- Teen, 16-18 years old

*"I would like to be a paleontologist. I like dinosaurs and I want to dig them up. They are my favorite animal."*

- Teen, 12-15 years old

*"I want to become a musician. I used to want to go into the military and was in ROTC for over 2 years but then I started learning to play guitar and write music and now that's what I want to do. I want to be financially secure, own a home and a nice car, maybe even buy a house for my Mom and Step-Dad and my Dad and Step-Mom if I were to make it big."*

- Teen, 16-18 years old

# Perception of IGP Families: *Impact of Current Situation*

## Impact of Situation



IGP Parents



Total IGP Teens  
12-18

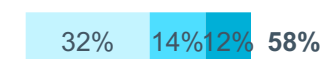
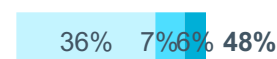
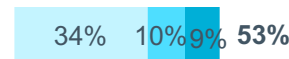
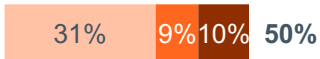


IGP Teens  
12-15

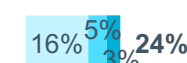
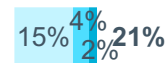
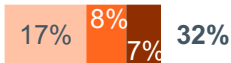


IGP Teens  
16-18

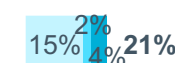
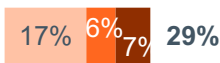
My friends/My children's friends really understand my/their challenges



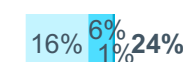
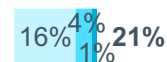
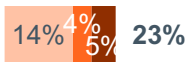
I/My children find it hard to concentrate on school work



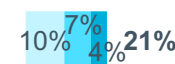
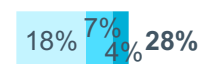
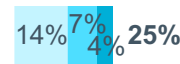
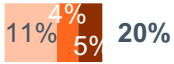
I am/My children are dealing with issues most other kids aren't



Home life causes me/my children stress

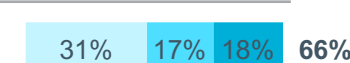
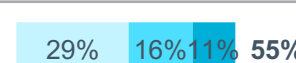
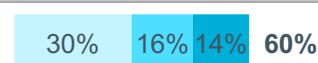


I/My children have difficulty making friends



Sometimes it is easier to spend time alone or with family because they really get the challenges in my life

N/A



Agree Strongly Agree Very Strongly Agree

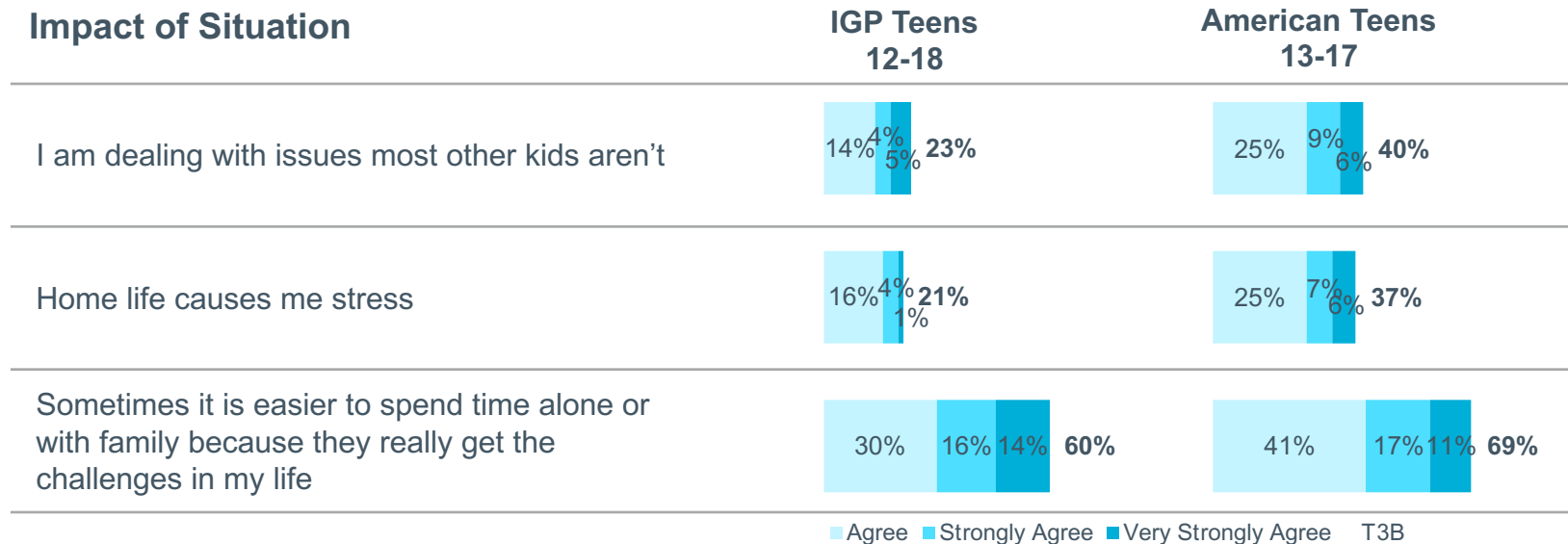
Agree Strongly Agree Very Strongly Agree

BASE: IGP Parents (n=703), Total IGP Teens (n=300), IGP Teens 12-15 (n=160), IGP Teens 16-18 (n=140)

Q900. You will now see a series of statements. For each one please indicate how much do you agree or disagree with it.



## Perception of Teens: *Impact of Current Situation*



# SELF SUFFICIENCY

SS WE HELP YOU **MOTIVATE AND PERSUADE** T  
THE HEARTS AND MINDS OF THE PEOPLE THAT  
MATTER MOST TO YOUR SUCCESS WE HELP YO



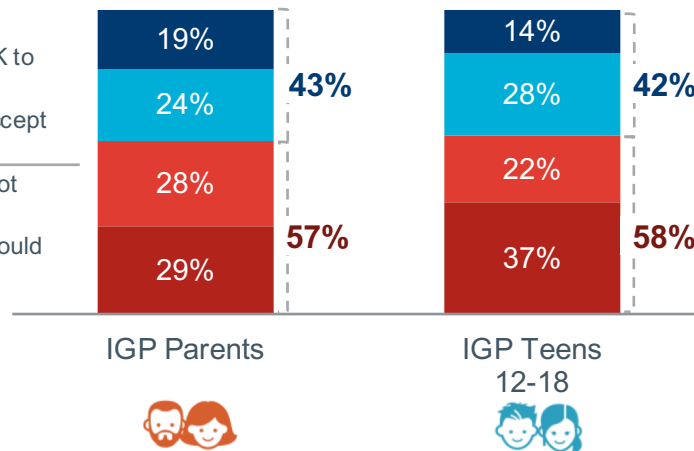
# Attitudes of IGP Families: *Self-Sufficiency – Government Aid*

## Self-Sufficiency: With or Without Aid from the Government



Self-sufficiency means you don't rely on other people – you **can be self-sufficient and receive aid** from the government

Self-sufficiency means you rely on yourself and nothing else – **receiving aid from the government means you aren't completely self-sufficient**

- Much more agree - OK to accept aid
- More agree - OK to accept aid
- More agree - should not accept aid
- Much more agree - should not accept aid



## Agree – Can be Self-Sufficient with Gov't Aid by Program Participation

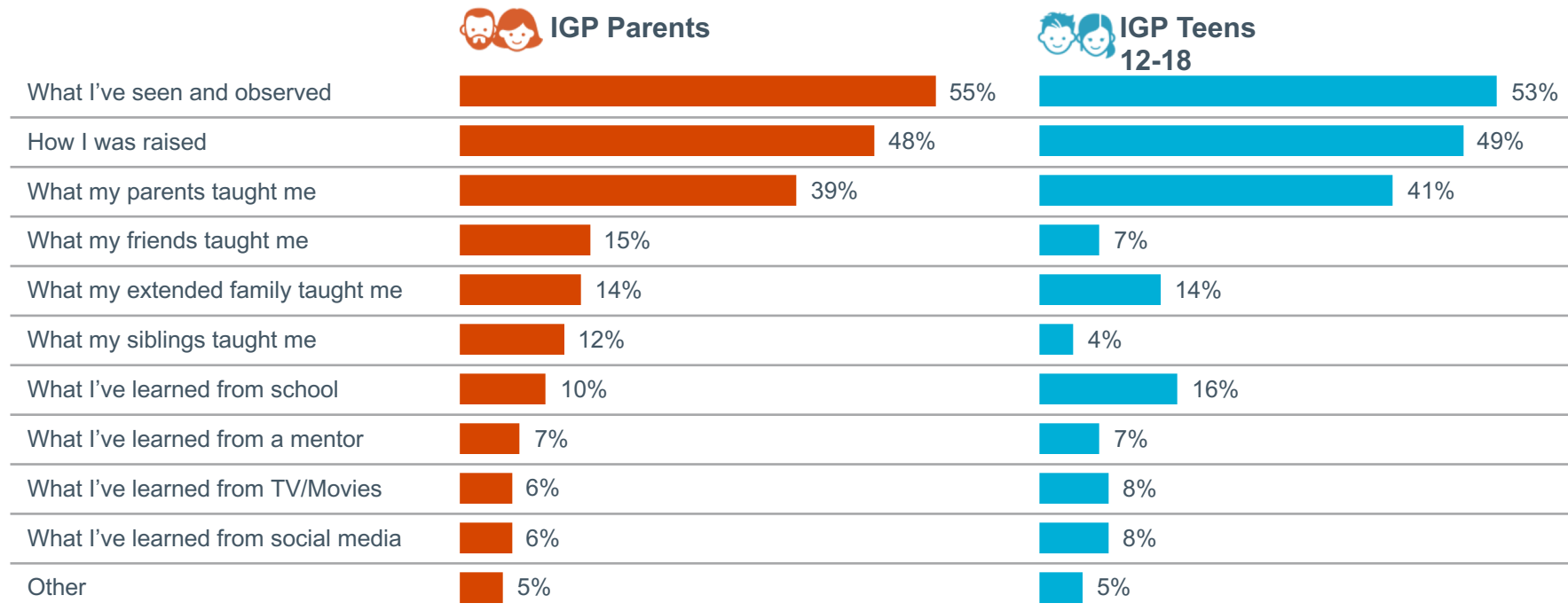
	Head Start	SNAP	WIC	Medicaid	CHIP	EITC	Gov. Child Care	Gov. Cash Assistance	Lunch Programs	S8 Housing Assistance
 IGP Parents	44%	43%	46%	46%	41%	42%	38%	41%	41%	44%
 IGP Teens	50%	48%	40%	44%	41%	36%	38%	56%	42%	46%





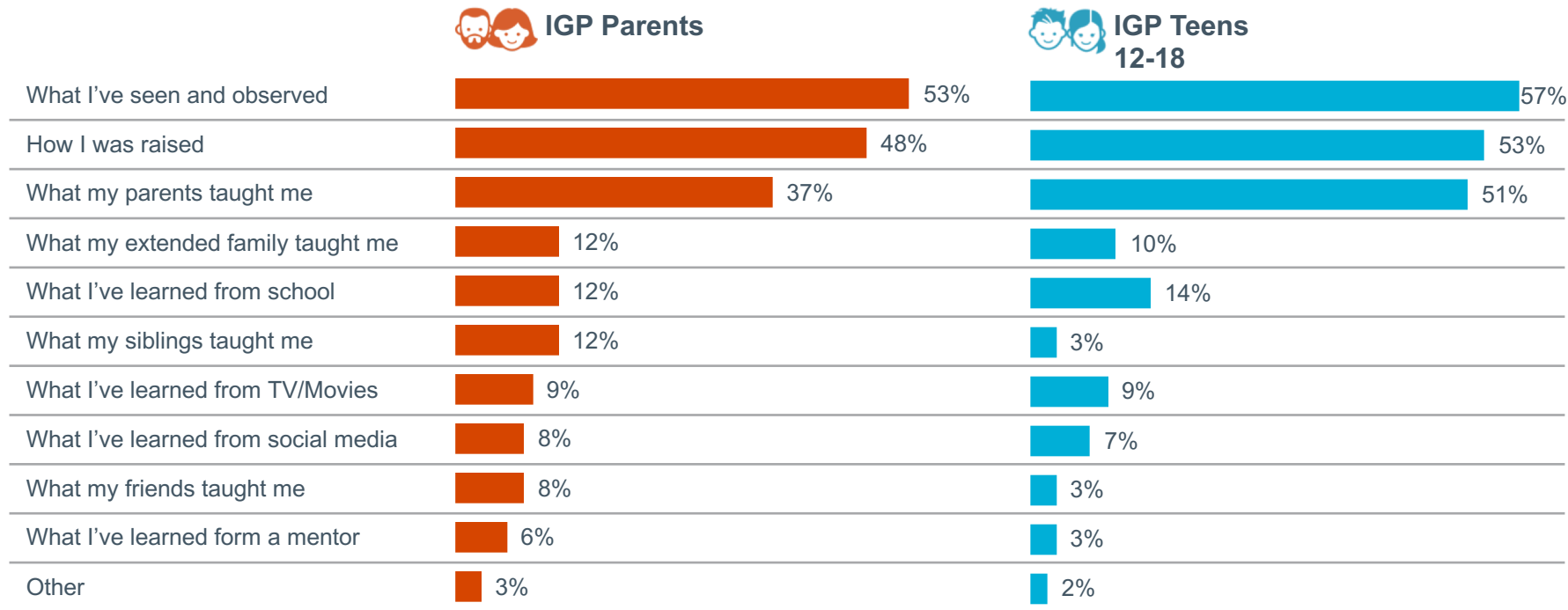
# Attitudes of IGP Families: *Self-Sufficiency – Government Aid*

## Self-Sufficiency: With Aid from the Government



# Attitudes of IGP Families: *Self-Sufficiency – Government Aid*

## Self-Sufficiency: Without Aid from the Government



# Attitudes of IGP Families: *Self-Sufficiency – Help from Others*

## Self-Sufficiency: With or Without Help From Others

Self-sufficiency means you **can take care of yourself with what you have available to you** – including the advice and guidance of other people

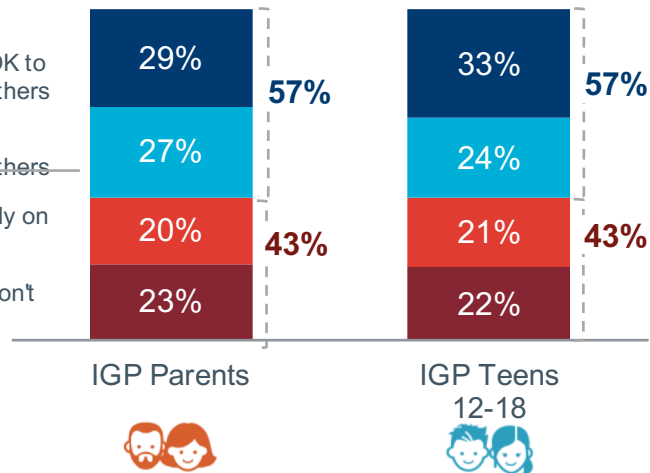
Self-sufficiency means **you don't rely on other people** – you take care of yourself without help or advice from others

■ Much more agree - OK to accept advice from others



■ More agree - OK to accept advice from others

■ More agree - don't rely on others

■ Much more agree - don't rely on others



## Agree – Can be Self-Sufficient with Advice from Other by Program Participation

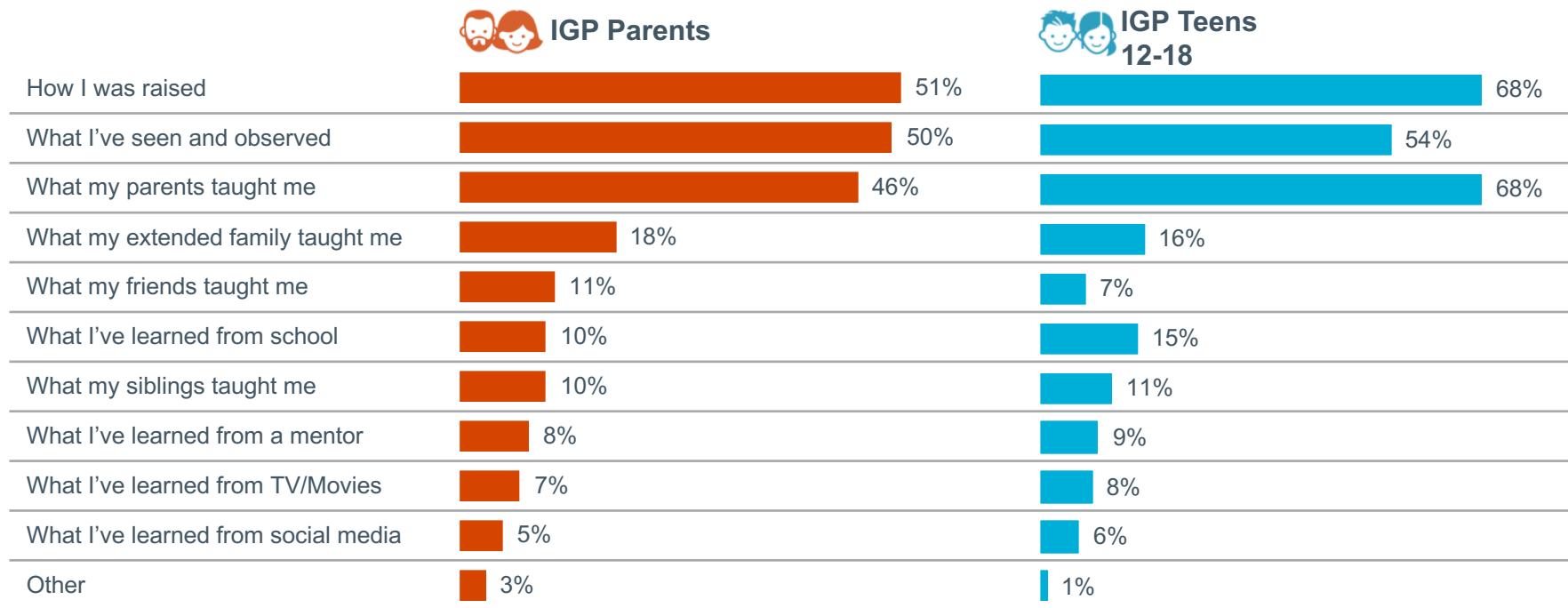
		Head Start	SNAP	WIC	Medicaid	CHIP	EITC	Gov. Child Care	Gov. Cash Assistance	Lunch Programs	S8 Housing Assistance
	IGP Parents	52%	59%	54%	57%	54%	60%	65%	65%	58%	59%
	IGP Teens	50%	59%	57%	55%	54%	58%	50%	61%	57%	64%

BASE: IGP Parents (n=703), IGP Teens 12-18 (n=300)

Q580. Different people see issues in different ways. Which of the following do you feel best describes your own feeling.

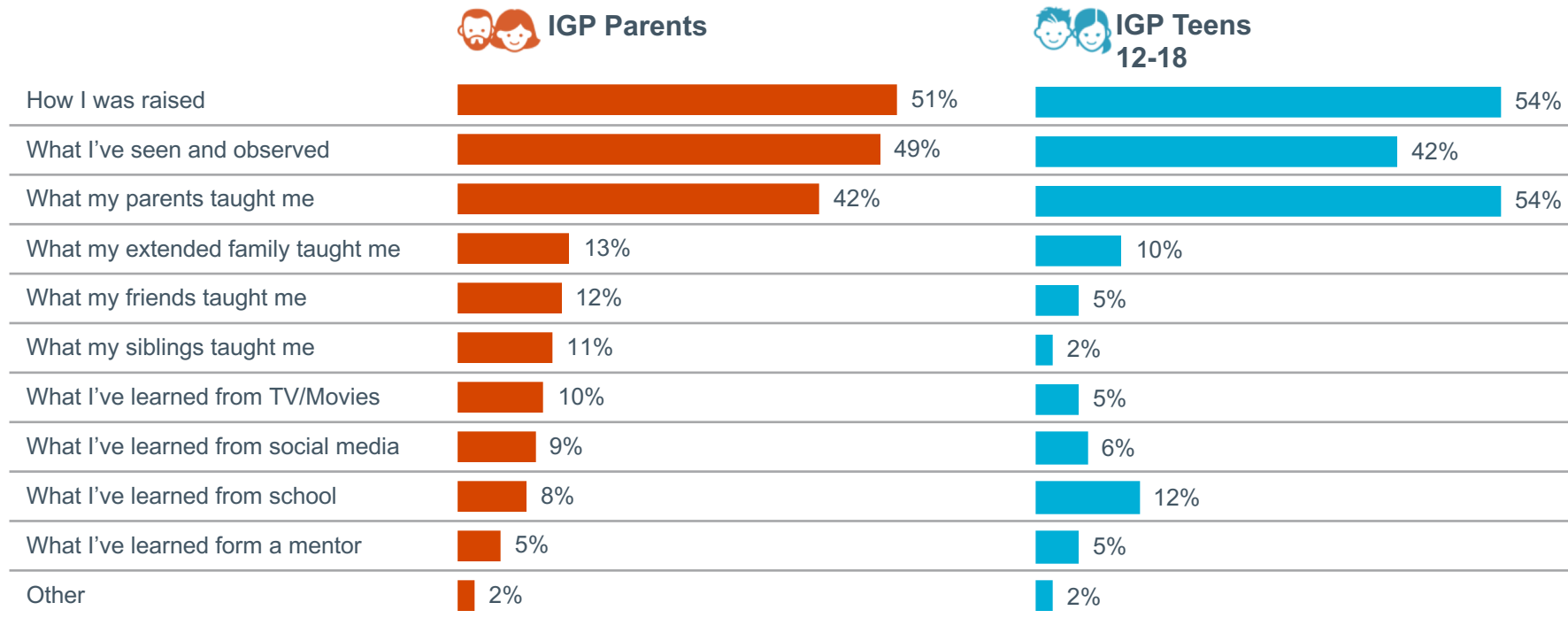
# Attitudes of IGP Families: *Self-Sufficiency – Help from Others*

## Self-Sufficiency: With Help from Others



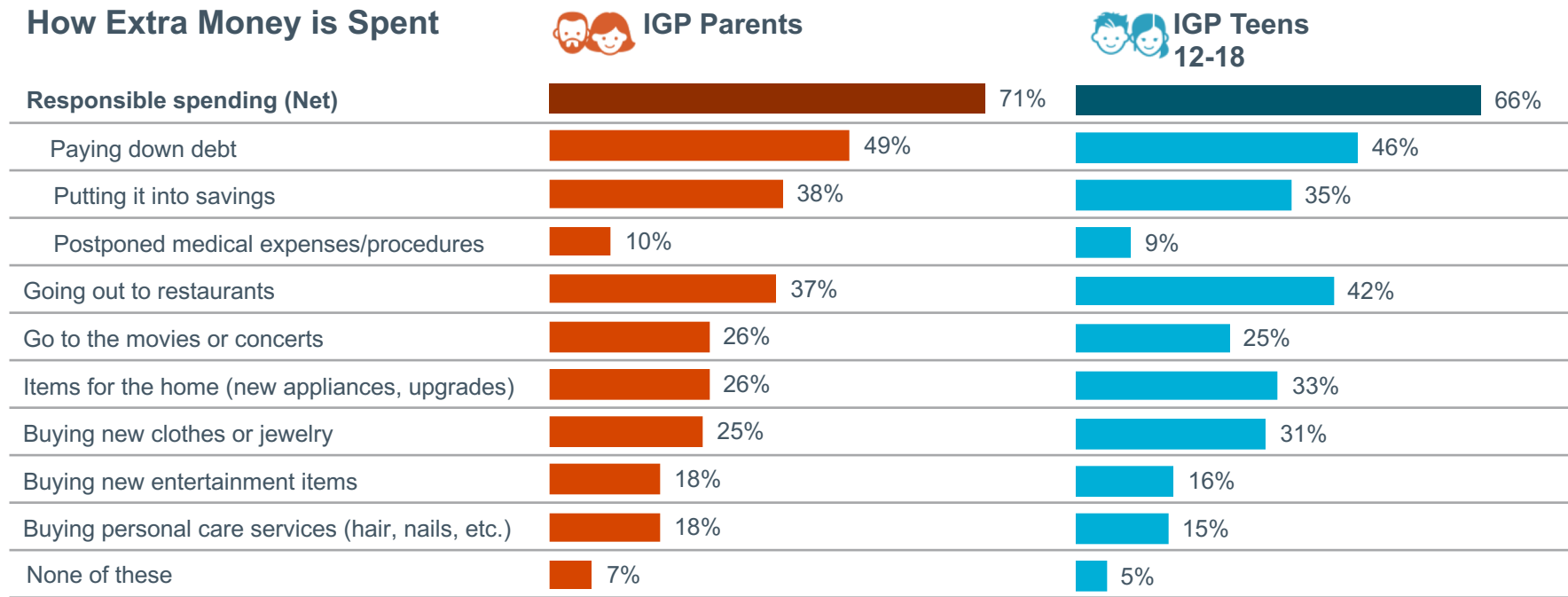
# Attitudes of IGP Families: *Self-Sufficiency – Help from Others*

## Self-Sufficiency: Without Help from Others

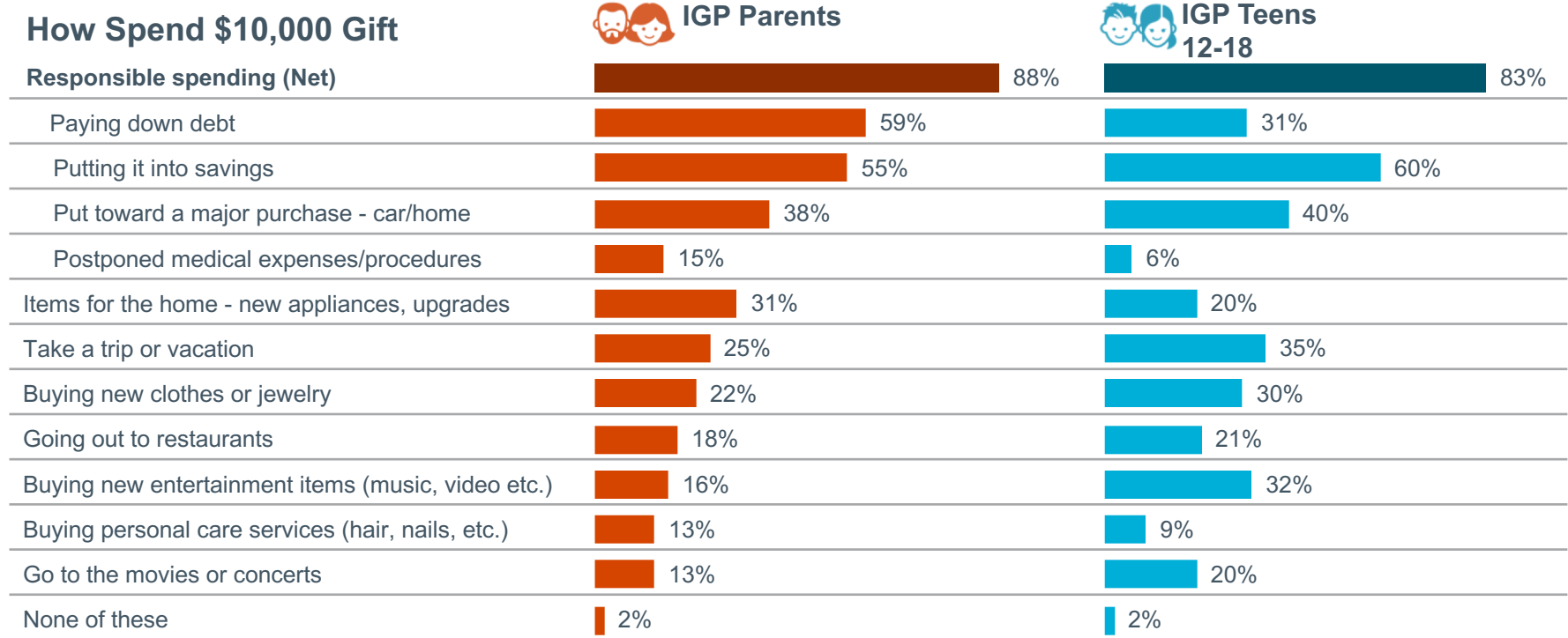




# IGP Families: *How to Spend Extra Money (few hundred)*



# IGP Families: *How to Spend Extra Money (\$10,000)*



# MENTORS

SS WE HELP YOU **MOTIVATE AND PERSUADE** T  
THE HEARTS AND MINDS OF THE PEOPLE THAT  
MATTER MOST TO YOUR SUCCESS WE HELP YO

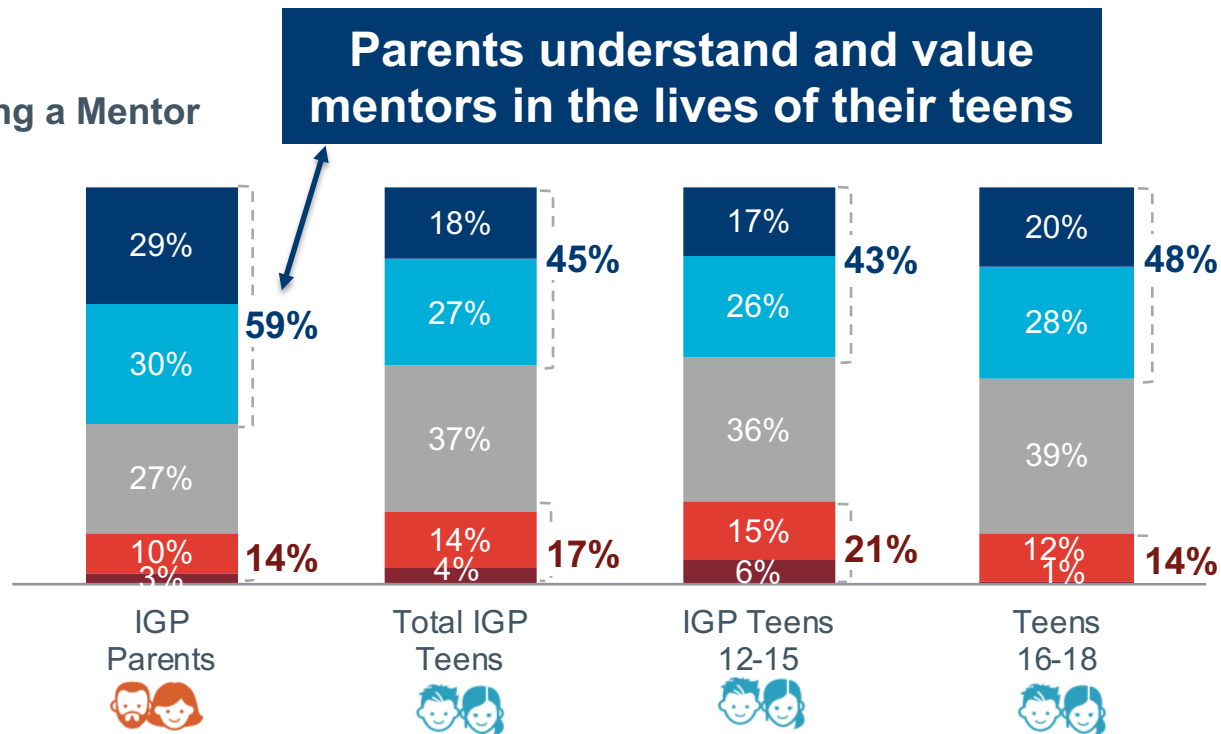




## Perception of IGP Families: *Importance of Mentors*

### Importance of Having a Mentor

- Extremely important
- Very important
- Somewhat important
- Just a little important
- Not at all important



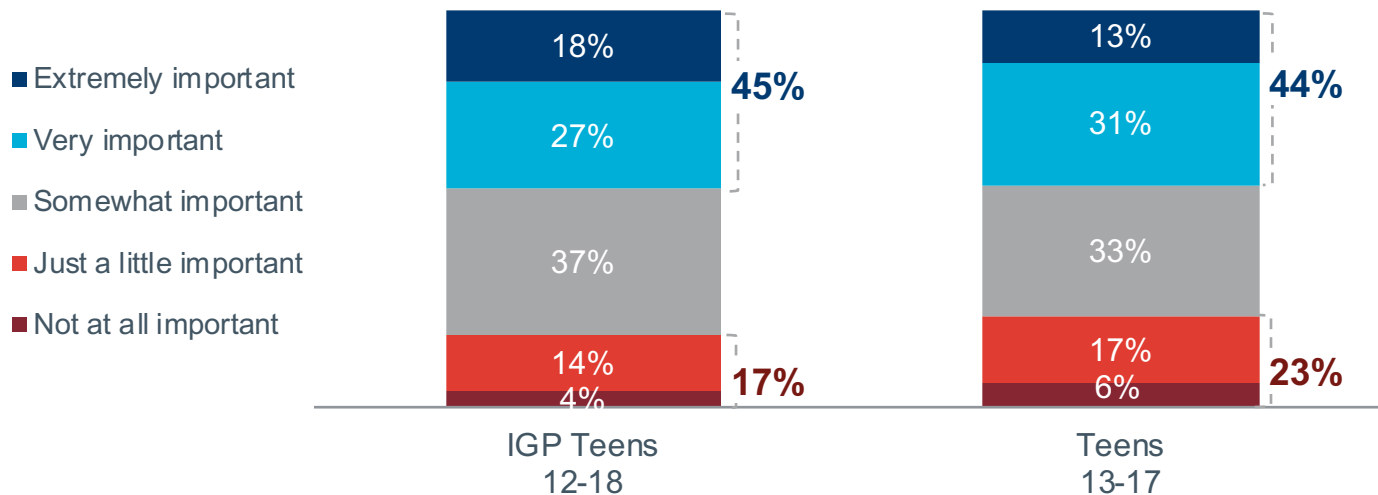
BASE: IGP Parents (n=703), Total IGP Teens (n=300), IGP Teens 12-15 (n=160), IGP Teens 16-18 (n=140)

Q700. How important do you think it is to [your/your children's] long-term success to have a mentor or someone who is really interested in [you and your life/them and their life] who is not a parent?



# Perception of Teens: *Importance of Mentors*

## Importance of Having a Mentor



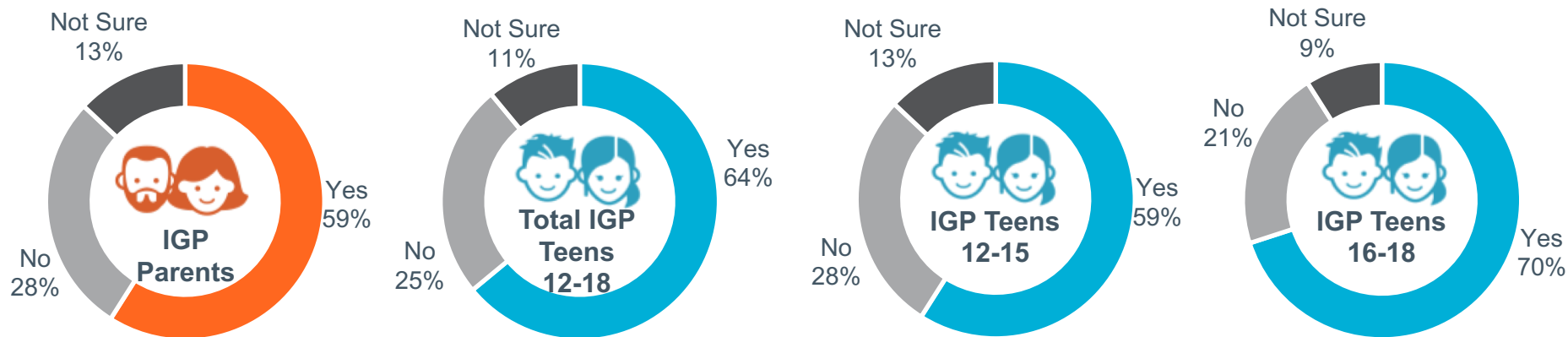
BASE: IGP Teens 12-18 (n=300), American Teens 13-17 (n=502)

Q700. How important do you think it is to [your/your children's] long-term success to have a mentor or someone who is really interested in [you and your life/them and their life] who is not a parent?



# Prevalence of Mentors

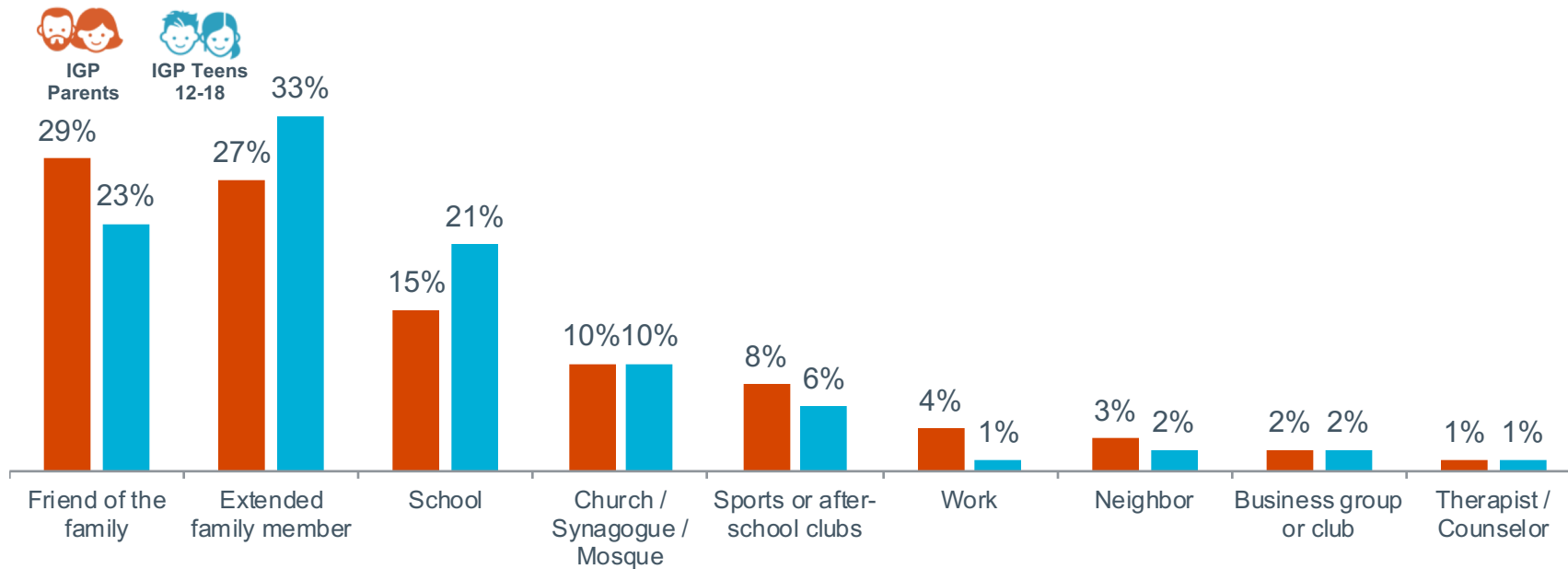
## Does Teen Have a Mentor



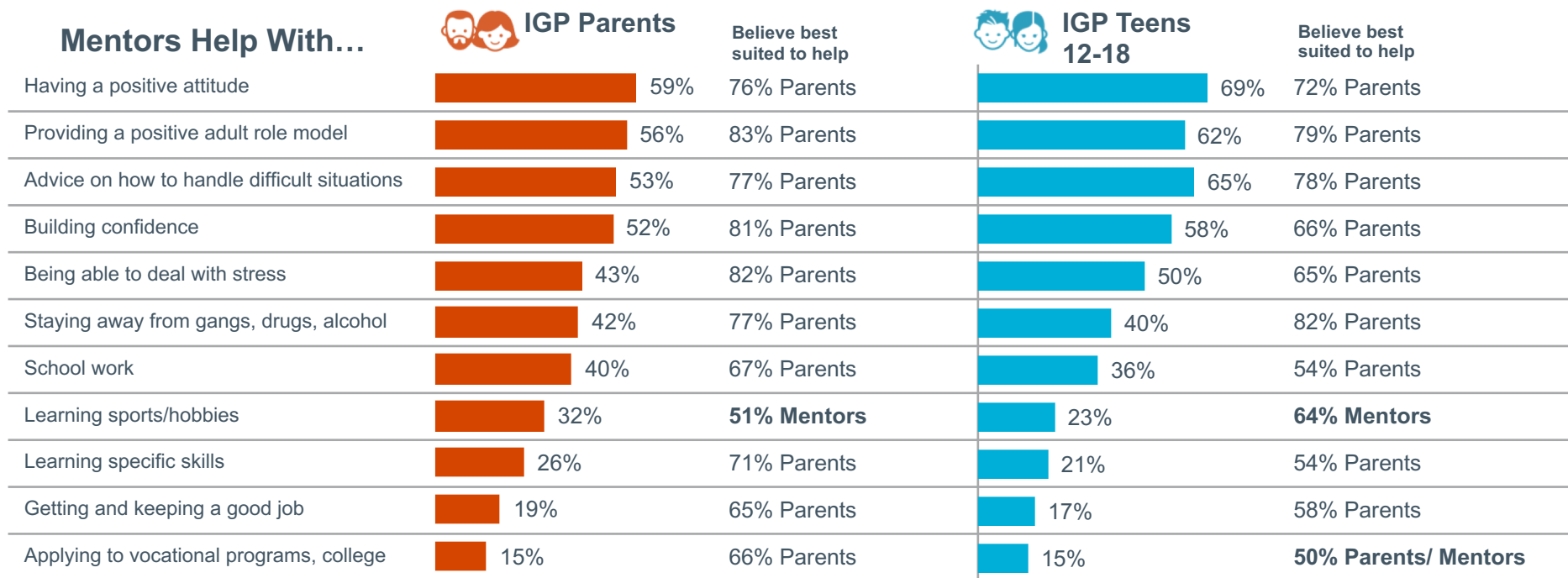


# Origin of Teen Mentor Relationship

## Where Connected with Teen's Mentor



# Perception of IGP Families: *Areas Where Mentors Assist Teens*



BASE: IGP Parents (n=703), IGP Teens 12-18 (n=300)

Q715. What does [your/your child's] mentor help [you/your child] with? Please select all that apply.

BASE: Varies

Q725. Who do you think is best suited to help [you/your child] with the following things?

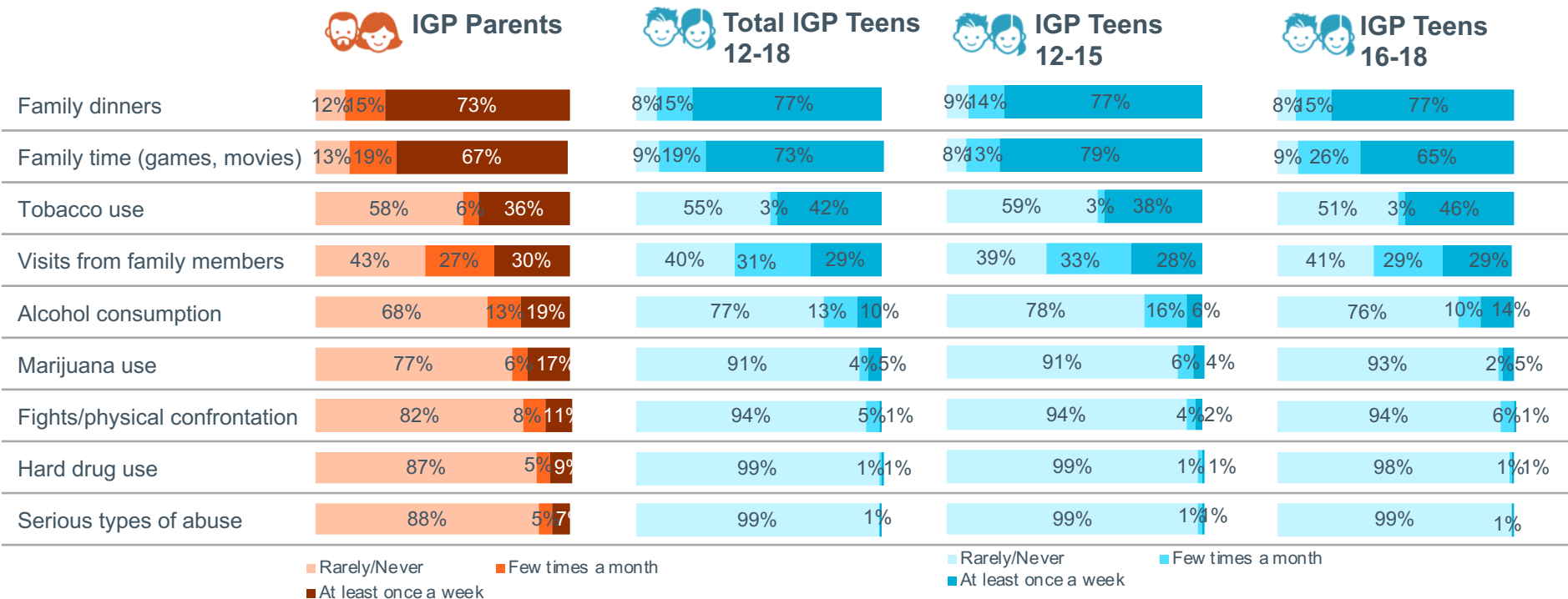
# MAKEUP OF THE HOME

SS WE HELP YOU **MOTIVATE AND PERSUADE** T  
THE HEARTS AND MINDS OF THE PEOPLE THAT  
MATTER MOST TO YOUR SUCCESS WE HELP YO



# IGP Families: *Teen Activities*

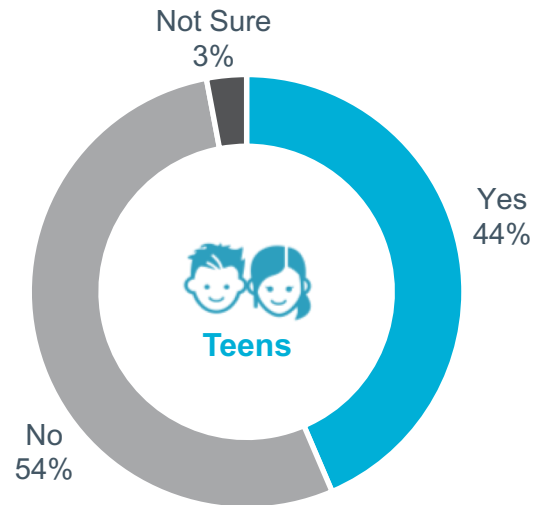
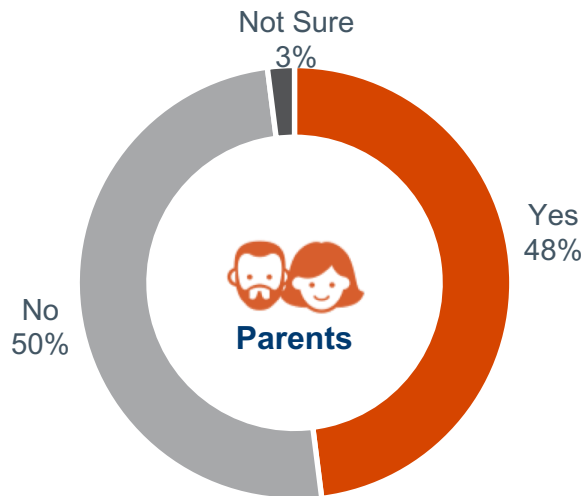
## Frequency of Activities





## IGP Families: *Children before Age 21*

### Someone in Household Have or father a child before the age of 21

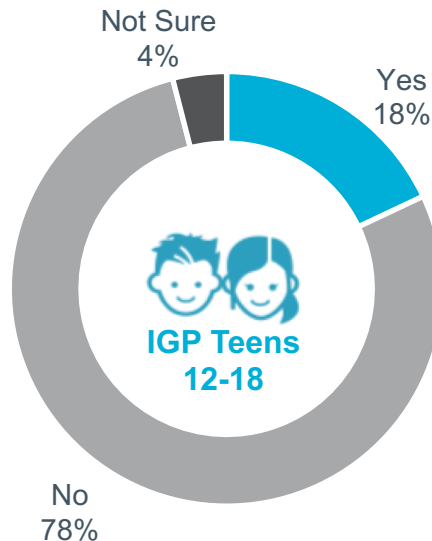
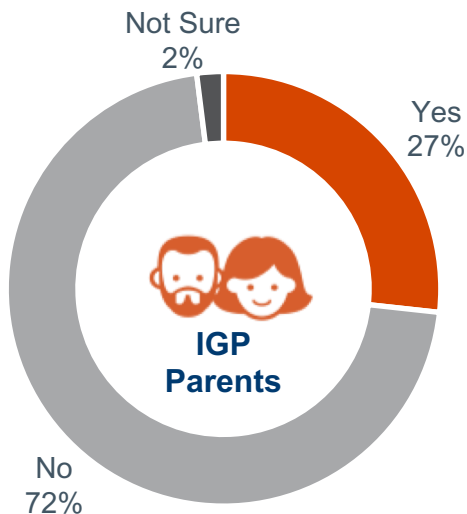






# IGP Families: *Household Member Served Time in Jail*

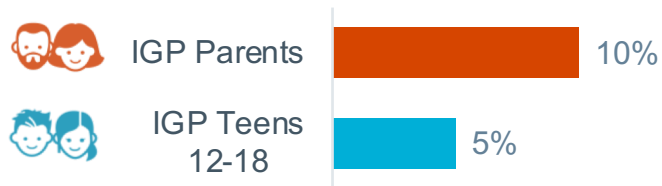
## Household Member Ever Been in Jail





# IGP Families: *Teenage Experience with Criminal Justice System*

## Experience with Criminal Justice System



## Type of experience



### IGP Parents

- 33% Have had issues with truancy / chronic school absences
- 30% Have been on probation
- 29% Have been questioned by police
- 28% Have been arrested
- 26% Have been convicted of a misdemeanor
- 23% Have spent time in jail
- 19% Have been convicted of a felony
- 17% Have spent time in juvenile detention

BASE: IGP Parents (n=703), IGP Teens 12-18 (n=300)

Q835. Do [you/any of your children] have personal experience with the criminal justice system?

BASE: Have Experience; IGP Parents (n=69)

Q840. What type of experience have [you/your children] had with the criminal justice system? Please select all that apply.



# IGP Families: *Current Aid Program Participation*

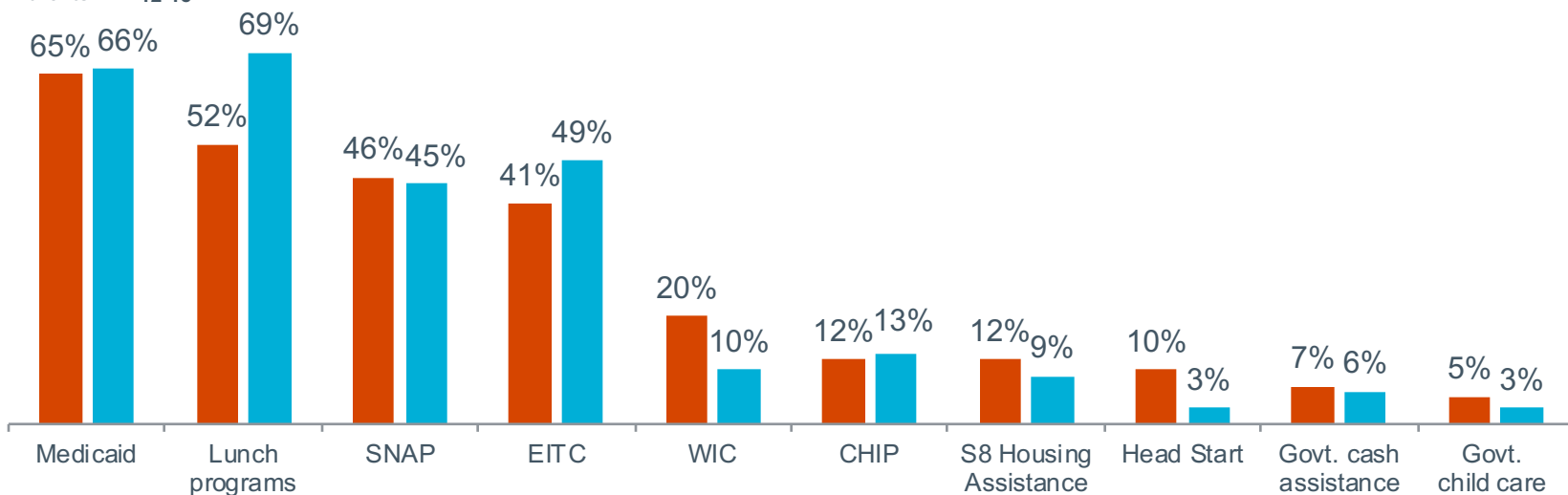
## Government Aid Programs Currently Participate In



IGP  
Parents



IGP Teens  
12-18



BASE: IGP Parents (n=703)

Q150. Which of the following programs do you or your children currently participate in? Please select all that apply

BASE: IGP Teens 12-18 (n=300)

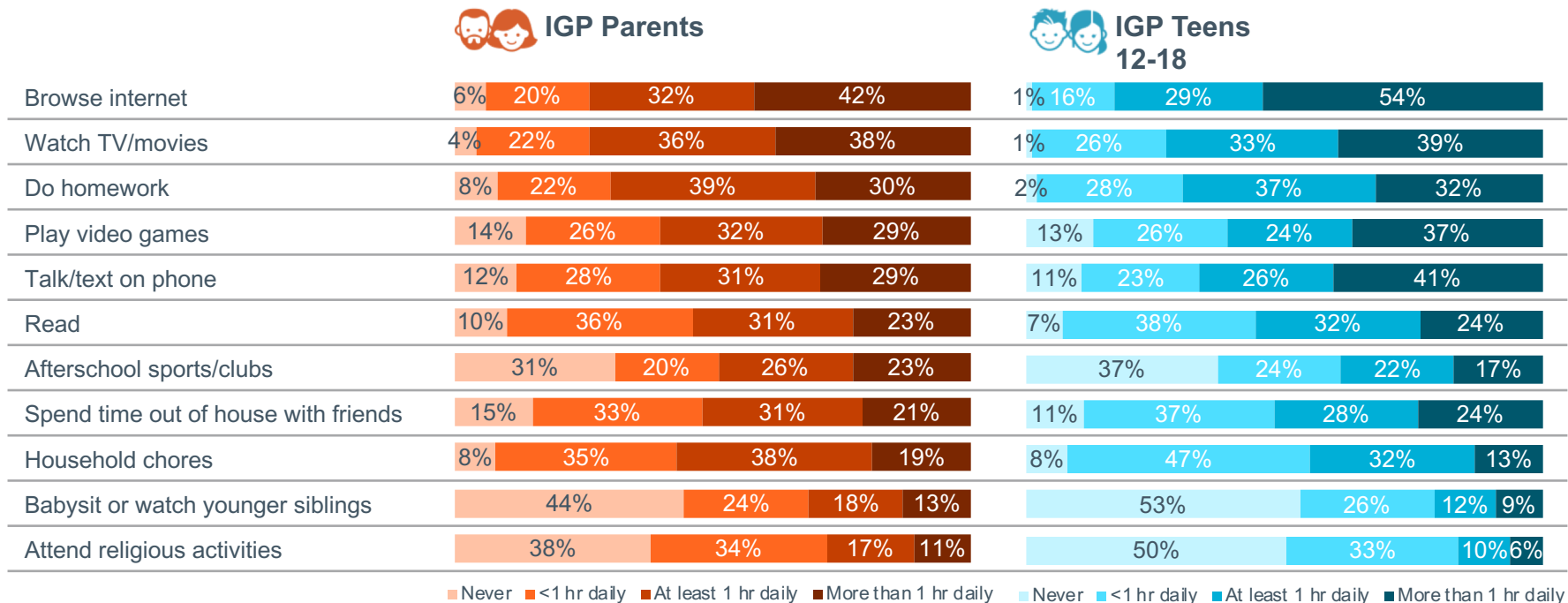
Q160. Which of the following programs do you or your family currently participate in? Please tell me all that apply.

# FREE TIME

SS WE HELP YOU **MOTIVATE AND PERSUADE** T  
THE HEARTS AND MINDS OF THE PEOPLE THAT  
MATTER MOST TO YOUR SUCCESS WE HELP YO

# IGP Families: *Free Time Activities*



## Frequency of Teen's Free Time Activities





# DEMOGRAPHIC DATA



SS WE HELP YOU **MOTIVATE AND PERSUADE** T  
THE HEARTS AND MINDS OF THE PEOPLE THAT  
MATTER MOST TO YOUR SUCCESS WE HELP YO



# Demographic Data

		 <b>IGP Parents</b>	 <b>IGP Teens 12-18</b>
Gender	Male	21%	46%
	Female	79%	54%
Age	12-15	-	53%
	16-18	-	47%
	19-34	47%	-
	35-54	53%	-
Region	New England	3%	3%
	Middle Atlantic	11%	13%
	East North Central	16%	18%
	West North Central	5%	6%
	South Atlantic	26%	18%
	East South Central	9%	13%
	West South Central	12%	15%
	Mountain	7%	5%
	Pacific	12%	9%
Ethnicity	White	45%	64%
	Hispanic	30%	16%
	Black	20%	10%
	Asian	2%	2%
	Other	3%	8%

		 <b>IGP Parents</b>	 <b>IGP Teens 12-18</b>
Marital Status	Married/Civil Union	44%	-
	Single	25%	-
	Divorced	13%	-
	Separated	4%	-
	Widowed	2%	-
	Prefer not to answer	1%	-
Area	Rural	34%	49%
	Suburban	38%	35%
	Urban	28%	16%
Education	Some HS or less	9%	91%
	HS graduate	30%	5%
	Some college	26%	2%
	Associate's Degree	18%	1%
	Bachelor's Degree	12%	-
	Master's Degree	3%	-
	Professional Degree	1%	-
	Doctorate Degree	1%	-
Political Ideology	Prefer not to answer	1%	1%
	Conservative (NET)	29%	-
	Very	11%	-
	Somewhat	8%	-
	Lean	10%	-
	Moderate	12%	-
	Liberal (NET)	31%	-
	Very	11%	-
	Somewhat	13%	-
	Lean	7%	-
	Not sure / Decline	28%	-

# Demographic Data – cont.

		 IGP Parents	 IGP Teens 12-18
Children <18 in HH	1-2	66%	-
	3-4	30%	-
	5+	4%	-
	Avg. # of children	2.2	-
Children 12-18 in HH	1-2	89%	-
	3+4	10%	-
	5+	1%	-
	Avg. # of children	1.6	-
Total People in HH	1-2	15%	10%
	3-4	50%	55%
	5-6	29%	28%
	7+	7%	8%
	Avg. # of people	4.1	4.2
Age of HH members	0-5 yrs old	11%	6%
	6-11 yrs old	14%	14%
	12-15 yrs old	19%	19%
	16-18 yrs old	9%	14%
	19-34 yrs old	23%	13%
	35-54 yrs old	21%	28%
	55+ yrs old	5%	7%
Gender of HH members	Male	46%	45%
	Female	54%	55%

		 IGP Parents	 IGP Teens 12-18
Education & Employment of HH members	Avg. # graduated HS	1.6	1.7
	Avg. # went to college	1.0	1.0
	Avg. # graduated college	0.6	0.6
	Avg. # currently employed	1.2	1.2
	Avg. # receiving disability \$	0.3	0.4
Parent Employment	Full-time	46%	-
	Part-time	16%	-
	In-between jobs	2%	-
	Unemployed	9%	-
	Retired	1%	-
	Student	2%	-
	Stay home spouse/partner	22%	-
	Other	3%	-
Teen Employment	Currently employed	-	14%
	Avg. hours per week	-	20.0
	Not employed	-	86%
Annual Income	<\$10,000	13%	-
	\$10,000-\$15,000	8%	-
	\$15,000-\$20,000	10%	-
	\$20,000-\$30,000	17%	-
	\$30,000-\$40,000	18%	-
	\$40,000-\$50,000	16%	-
	\$50,000 or more	17%	-
	Prefer not to answer	2%	-